

DSWD DROMIC Report #12 on the Effects of a Low Pressure Area (LPA) and Shear Line as of 29 November 2023, 6PM

I. Situation Overview

On 16 November 2023, a landslide incident occurred in Brgy. Pong-on, Bontoc in the Province of Southern Leyte due to the effects of LPA and Shear Line.

On 17 November 2023, the effects of LPA and Shear Line were also reported in the Municipalities of Magarao, Camarines Sur and San Miguel, Catanduanes. On the same day, several barangays in Ozamis City, Misamis Occidental also experienced flooding due to the effects of Shear Line while the Municipality of Pres. Carlos P. Garcia in Bohol, and Catmon and Madrideojos in Cebu also reported the effects of the prevailing weather disturbances.

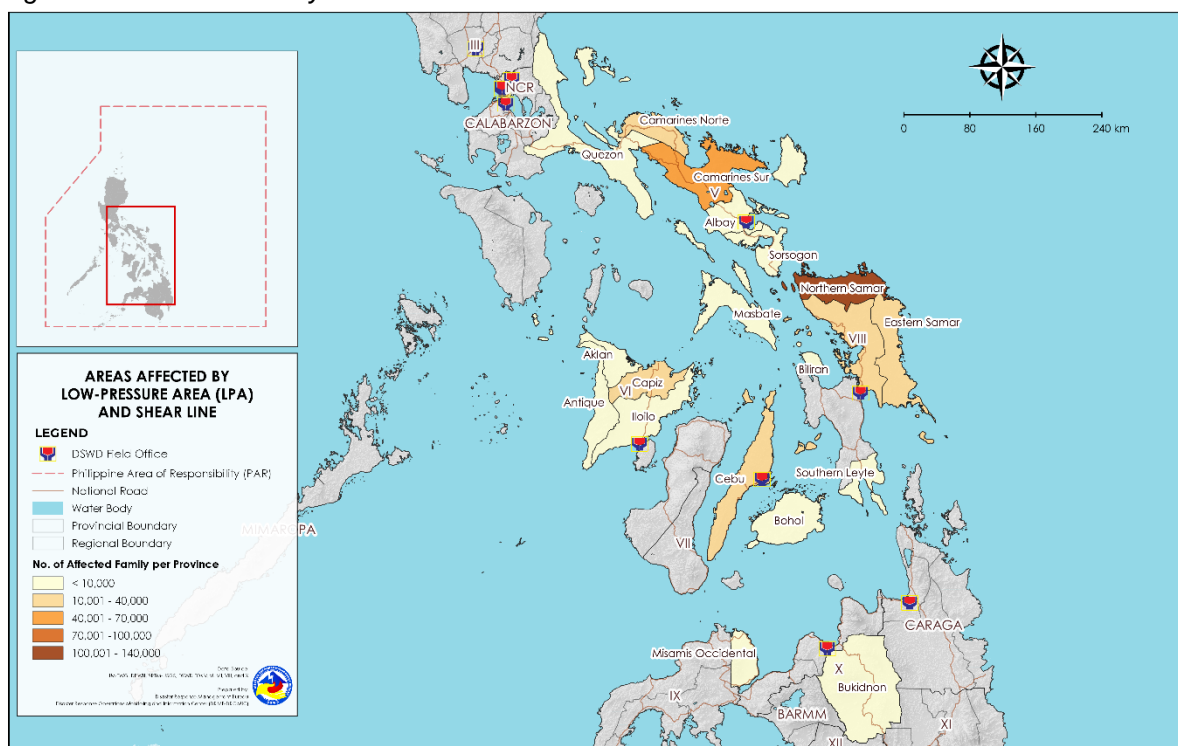
On 20 November 2023, several municipalities in the Provinces of Aklan and Capiz experienced flooding due to the effects of Shear Line.

On 21 November 2023, the Provinces of Camarines Norte, Masbate, and Sorsogon in the Bicol Region and the Provinces of Biliran, Eastern Samar, Northern Samar, Western Samar, and Southern Leyte in Eastern Visayas have reported the effects of Shear Line. On the same day, additional affected areas were reported in Western Visayas.

On 25 November 2023, several municipalities in the Province of Quezon in CALABARZON experienced flooding due to the effects of Shear Line.

Source: DOST-PAGASA Daily Weather Bulletin and DSWD Field Offices (FOs)

Figure 1. Areas affected by LPA and Shear Line



II. Status of Affected Areas and Population

A total of **329,794 families** or **1,304,699 persons** are affected in **1,692 barangays** in **Regions CALABARZON, V, VI, VII, VIII, and X** (see Annex A).

III. Status of Displaced Population

a. Inside Evacuation Center

There are **4,631 families** or **19,349 persons** currently taking temporary shelter in **56 evacuation centers** in **Regions CALABARZON and VIII** (see Annex B).

b. Outside Evacuation Center

There are **1,008 families** or **3,402 persons** temporarily staying with their relatives or friends (see Annex C).

c. Total Displaced Population

There are **5,639 families** or **22,751 persons** displaced in **Regions CALABARZON and VIII** (see Annex D).

IV. Damaged Houses

A total of **312 houses** were damaged; of which **60 houses** are **totally damaged** and **252** are **partially damaged** in **Regions V, VI, and VIII** (see Annex E).

V. Cost of DSWD Assistance Provided

A total of **₱145,336,473.99** worth of **food and non-food items (FNIs)** was provided by **DSWD** to the affected families (see Table 1).

Table 1. Cost of DSWD Assistance Provided to Affected Families / Persons

REGION / PROVINCE / MUNICIPALITY	COST OF ASSISTANCE (PHP)										TOTAL
	DSWD										
	Food Items		Non-Food Items								
	FFP		Hygiene Kits		Sleeping Kits		Kitchen Kits		Other Non-Food Items		
	Quantity	Cost	Quantity	Cost	Quantity	Cost	Quantity	Cost	Quantity	Cost	
GRAND TOTAL	214,305	145,171,753.99	16	23,968.00	16	22,688.00	72	84,976.00	200	33,088.00	145,336,473.99
REGION V	44,480	32,281,510.32	-	-	-	-	-	-	200	33,088.00	32,314,598.32
Albay	600	432,000.00	-	-	-	-	-	-	-	-	432,000.00
<i>Legazpi City</i>	600	432,000.00	-	-	-	-	-	-	-	-	432,000.00
Camarines Norte	7,385	5,466,121.64	-	-	-	-	-	-	-	-	5,466,121.64
<i>Daet</i>	347	258,515.00	-	-	-	-	-	-	-	-	258,515.00
<i>Paracale</i>	2,340	1,807,182.00	-	-	-	-	-	-	-	-	1,807,182.00
<i>Talisay</i>	504	442,592.64	-	-	-	-	-	-	-	-	442,592.64
<i>Vinzons</i>	4,194	2,957,832.00	-	-	-	-	-	-	-	-	2,957,832.00
Camarines Sur	26,819	19,316,328.28	-	-	-	-	-	-	-	-	19,316,328.28
<i>Caramoan</i>	6,898	4,296,985.06	-	-	-	-	-	-	-	-	4,296,985.06
<i>Lupi</i>	2,808	2,052,708.32	-	-	-	-	-	-	-	-	2,052,708.32
<i>Magarao</i>	168	125,160.00	-	-	-	-	-	-	-	-	125,160.00
<i>Pasacao</i>	10	7,203.00	-	-	-	-	-	-	-	-	7,203.00
<i>Ragay</i>	5,607	4,330,286.00	-	-	-	-	-	-	-	-	4,330,286.00
<i>Sagnay</i>	2,000	1,420,000.00	-	-	-	-	-	-	-	-	1,420,000.00
<i>San Jose</i>	4,033	3,114,685.90	-	-	-	-	-	-	-	-	3,114,685.90
<i>Sipocot</i>	2,295	1,652,400.00	-	-	-	-	-	-	-	-	1,652,400.00
<i>Tinambac</i>	3,000	2,316,900.00	-	-	-	-	-	-	-	-	2,316,900.00
Catanduanes	4,609	3,397,103.01	-	-	-	-	-	-	-	-	3,397,103.01
<i>Bagamanoc</i>	1,500	1,158,450.00	-	-	-	-	-	-	-	-	1,158,450.00
<i>San Miguel</i>	1,500	1,160,800.00	-	-	-	-	-	-	-	-	1,160,800.00
<i>Viga</i>	1,609	1,077,853.01	-	-	-	-	-	-	-	-	1,077,853.01
Masbate	1,161	827,390.00	-	-	-	-	-	-	200	33,088.00	860,478.00
<i>Mobo</i>	500	334,945.00	-	-	-	-	-	-	-	-	334,945.00
<i>Uson</i>	661	492,445.00	-	-	-	-	-	-	200	33,088.00	525,533.00
Sorsogon	3,906	2,842,567.39	-	-	-	-	-	-	-	-	2,842,567.39
<i>Donsol</i>	490	240,100.00	-	-	-	-	-	-	-	-	240,100.00
<i>Irosin</i>	533	357,051.37	-	-	-	-	-	-	-	-	357,051.37
<i>Juban</i>	180	134,100.00	-	-	-	-	-	-	-	-	134,100.00
<i>Matnog</i>	1,999	1,567,176.02	-	-	-	-	-	-	-	-	1,567,176.02
<i>Prieto Diaz</i>	500	439,080.00	-	-	-	-	-	-	-	-	439,080.00
<i>Santa Magdalena</i>	204	105,060.00	-	-	-	-	-	-	-	-	105,060.00
REGION VI	10,918	6,679,421.21	16	23,968.00	16	22,688.00	16	42,528.00	-	-	6,768,605.21
Aklan	793	420,290.00	-	-	-	-	-	-	-	-	420,290.00
<i>Altavas</i>	658	348,740.00	-	-	-	-	-	-	-	-	348,740.00
<i>Balete</i>	135	71,550.00	-	-	-	-	-	-	-	-	71,550.00
Antique	201	134,647.89	-	-	-	-	-	-	-	-	134,647.89
<i>Culasi</i>	201	134,647.89	-	-	-	-	-	-	-	-	134,647.89
Capiz	8,909	5,517,335.19	16	23,968.00	16	22,688.00	16	42,528.00	-	-	5,606,519.19
<i>Cuartero</i>	894	618,335.15	-	-	-	-	-	-	-	-	618,335.15
<i>Dao</i>	620	461,900.00	-	-	-	-	-	-	-	-	461,900.00

REGION / PROVINCE / MUNICIPALITY	COST OF ASSISTANCE (PHP)										TOTAL
	DSWD										
	Food Items		Non-Food Items								
	FFP		Hygiene Kits		Sleeping Kits		Kitchen Kits		Other Non-Food Items		
Quantity	Cost	Quantity	Cost	Quantity	Cost	Quantity	Cost	Quantity	Cost		
<i>Jamindan</i>	2,000	1,197,783.00	-	-	-	-	-	-	-	-	1,197,783.00
<i>Mambusao</i>	1,400	877,923.00	-	-	-	-	-	-	-	-	877,923.00
<i>Panay</i>	699	468,253.11	-	-	-	-	-	-	-	-	468,253.11
<i>Panitan</i>	270	180,870.00	-	-	-	-	-	-	-	-	180,870.00
<i>Pontevedra</i>	963	505,400.00	-	-	-	-	-	-	-	-	505,400.00
<i>Sigma</i>	2,040	1,195,324.93	16	23,968.00	16	22,688.00	16	42,528.00	-	-	1,284,508.93
<i>Tapaz</i>	23	11,546.00	-	-	-	-	-	-	-	-	11,546.00
Iloilo	1,015	607,148.13	-	-	-	-	-	-	-	-	607,148.13
<i>Balasan</i>	15	10,048.35	-	-	-	-	-	-	-	-	10,048.35
<i>San Dionisio</i>	1,000	597,099.78	-	-	-	-	-	-	-	-	597,099.78
REGION VII	5,790	2,982,899.00	-	-	-	-	-	-	-	-	2,982,899.00
Bohol	300	152,400.00	-	-	-	-	-	-	-	-	152,400.00
<i>Pres. Carlos P. Garcia (Pitogo)</i>	300	152,400.00	-	-	-	-	-	-	-	-	152,400.00
Cebu	5,490	2,830,499.00	-	-	-	-	-	-	-	-	2,830,499.00
<i>Catmon</i>	350	187,299.00	-	-	-	-	-	-	-	-	187,299.00
<i>Madridejos</i>	5,140	2,643,200.00	-	-	-	-	-	-	-	-	2,643,200.00
REGION VIII	153,117	103,227,923.46	-	-	-	-	56	42,448.00	-	-	103,270,371.46
Biliran	92	71,051.60	-	-	-	-	-	-	-	-	71,051.60
<i>Naval</i>	92	71,051.60	-	-	-	-	-	-	-	-	71,051.60
Eastern Samar	16,558	12,345,062.58	-	-	-	-	-	-	-	-	12,345,062.58
<i>Arteche</i>	4,745	3,406,658.38	-	-	-	-	-	-	-	-	3,406,658.38
<i>Dolores</i>	3,000	2,351,790.00	-	-	-	-	-	-	-	-	2,351,790.00
<i>Jipapad</i>	2,715	2,114,239.50	-	-	-	-	-	-	-	-	2,114,239.50
<i>Maslog</i>	1,500	1,175,895.00	-	-	-	-	-	-	-	-	1,175,895.00
<i>Oras</i>	4,598	3,296,479.70	-	-	-	-	-	-	-	-	3,296,479.70
Northern Samar	127,830	84,449,242.44	-	-	-	-	56	42,448.00	-	-	84,491,690.44
<i>Biri</i>	1,000	783,930.00	-	-	-	-	-	-	-	-	783,930.00
<i>Bobon</i>	7,223	4,599,185.00	-	-	-	-	-	-	-	-	4,599,185.00
<i>Capul</i>	1,000	783,930.00	-	-	-	-	-	-	-	-	783,930.00
<i>Catarman</i>	29,504	20,596,362.23	-	-	-	-	-	-	-	-	20,596,362.23
<i>Lavezares</i>	1,008	705,600.00	-	-	-	-	-	-	-	-	705,600.00
<i>Lope de Vega</i>	4,190	2,731,250.00	-	-	-	-	-	-	-	-	2,731,250.00
<i>Mondragon</i>	18,491	10,851,275.00	-	-	-	-	-	-	-	-	10,851,275.00
<i>Rosario</i>	5,075	3,318,875.00	-	-	-	-	-	-	-	-	3,318,875.00
<i>San Antonio</i>	1,000	783,930.00	-	-	-	-	-	-	-	-	783,930.00
<i>San Isidro</i>	59	46,251.87	-	-	-	-	-	-	-	-	46,251.87
<i>San Jose</i>	1,739	1,086,875.00	-	-	-	-	-	-	-	-	1,086,875.00
<i>San Vicente</i>	1,000	533,000.00	-	-	-	-	-	-	-	-	533,000.00
<i>Victoria</i>	265	165,625.00	-	-	-	-	-	-	-	-	165,625.00
<i>Catubig</i>	5,316	4,059,000.00	-	-	-	-	-	-	-	-	4,059,000.00
<i>Gamay</i>	1,485	1,146,865.50	-	-	-	-	-	-	-	-	1,146,865.50
<i>Laoang</i>	10,202	7,118,022.84	-	-	-	-	-	-	-	-	7,118,022.84
<i>Lapinig</i>	1,600	1,235,680.00	-	-	-	-	-	-	-	-	1,235,680.00

REGION / PROVINCE / MUNICIPALITY	COST OF ASSISTANCE (PHP)										TOTAL
	DSWD										
	Food Items		Non-Food Items								
	FFP		Hygiene Kits		Sleeping Kits		Kitchen Kits		Other Non-Food Items		
Quantity	Cost	Quantity	Cost	Quantity	Cost	Quantity	Cost	Quantity	Cost		
Las Navas	1,600	1,235,680.00	-	-	-	-	-	-	-	-	1,235,680.00
Mapanas	1,800	1,390,140.00	-	-	-	-	-	-	-	-	1,390,140.00
Palapag	6,100	4,026,300.00	-	-	-	-	-	-	-	-	4,026,300.00
Pambujan	9,428	5,754,210.00	-	-	-	-	-	-	-	-	5,754,210.00
San Roque	15,933	9,729,465.00	-	-	-	-	56	42,448.00	-	-	9,771,913.00
Silvino Lobos	2,812	1,767,790.00	-	-	-	-	-	-	-	-	1,767,790.00
Western Samar	8,631	6,359,386.84	-	-	-	-	-	-	-	-	6,359,386.84
Calbayog City	1,480	1,036,000.00	-	-	-	-	-	-	-	-	1,036,000.00
Gandara	2,000	1,400,000.00	-	-	-	-	-	-	-	-	1,400,000.00
Matuguinao	1,500	1,086,763.00	-	-	-	-	-	-	-	-	1,086,763.00
San Jorge	2,193	1,693,653.90	-	-	-	-	-	-	-	-	1,693,653.90
Santa Margarita	1,458	1,142,969.94	-	-	-	-	-	-	-	-	1,142,969.94
Southern Leyte	6	3,180.00	-	-	-	-	-	-	-	-	3,180.00
Bontoc	6	3,180.00	-	-	-	-	-	-	-	-	3,180.00

Note: Ongoing assessment and validation being conducted. See Annex F for the Total Cost of Humanitarian Assistance Provided to Affected Families / Persons.

VI. Response Actions and Interventions

a. DSWD Prepositioned FNIs

REGION / PROVINCE / MUNICIPALITY	PREPOSITIONED FFPs		RELEASED FFPs		
	QUANTITY (CUM)	COST	CITY / MUNICIPALITY	QTY	COST
GRAND TOTAL	76,976	55,062,785.17	-	30,567	22,413,495.64
CALABARZON	3,000	2,100,000.00	-	-	-
Municipality of Calauag, Quezon	1,500	1,050,000.00		-	-
Municipality of Plaridel, Quezon	1,500	1,050,000.00		-	-
REGION V	28,059	19,639,947.95		2,041	1,669,990.64
Municipality of Daet, Camarines Norte	2,000	1,490,000.00	Daet	347	258,515.00
Municipality of Mercedes, Camarines Norte	512	445,624.32		-	-
Municipality of Talisay, Camarines Norte	1,001	879,038.16	Talisay	504	442,592.64
Provincial Government of Camarines Sur	5,461	2,529,140.10		-	-
Municipality of Del Gallego, Camarines Sur	500	391,965.00		-	-
Municipality of Pasacao, Camarines Sur	461	401,235.96	Pasacao	10	7,203.00
Municipality of Sagñay, Camarines Sur	500	435,180.00		-	-
Municipality of Tinambac, Camarines Sur	489	428,199.00		-	-
Provincial Government of Catanduanes	2,706	1,888,902.00		-	-
Municipality of San Miguel, Catanduanes	500	388,500.00	San Miguel	500	388,500.00
Municipality of Batuan, Masbate	700	323,526.00		-	-
Provincial Government of Sorsogon	5,347	3,997,256.00		-	-
Municipality of Juban, Sorsogon	1,013	756,416.00	Juban	180	134,100.00
Municipality of Pilar, Sorsogon	500	245,000.00		-	-
Municipality of Prieto Diaz, Sorsogon	500	439,080.00	Prieto Diaz	500	439,080.00
DSWD Warehouse Matnog, Sorsogon	5,869	4,600,885.17		-	-
REGION VI	8,363	5,444,696.26		3,095	2,043,422.15
Municipality of Altavas, Aklan	707	374,710.00	Altavas	658	348,740.00
Municipality of Culasi, Antique	1,700	1,138,813.00	Culasi	201	134,647.89
Municipality of Cuartero, Capiz	1,065	713,432.85	Cuartero	894	618,335.15
Municipality of Dao, Capiz	1,945	1,449,025.00	Dao	620	461,900.00
Municipality of Dumalag, Capiz	213	112,890.00		-	-
Municipality of Panay, Capiz	769	515,145.41	Panay	699	468,253.11
Municipality of Pontevedra, Capiz	464	345,680.00		-	-
Municipality of Tapaz, Capiz	1,500	795,000.00	Tapaz	23	11,546.00
REGION VII	500	279,699.00		350	187,299.00
Municipality of Catmon, Cebu	500	279,699.00	Catmon	350	187,299.00
REGION VIII	36,054	26,928,551.96		25,081	18,512,783.85
Municipality of Naval, Biliran	5,614	4,369,488.98	Naval	92	71,051.60
Municipality of Maripipi, Biliran	4	1,920.00		-	-
Municipality of Dolores, Eastern Samar	3,000	2,351,790.00	Dolores	3,000	2,351,790.00
Municipality of Jipapad, Eastern Samar	1,500	1,175,895.00	Jipapad	1,500	1,175,895.00
Municipality of Maslog, Eastern Samar	1,500	1,175,895.00	Maslog	1,500	1,175,895.00
Municipality of Sulat, Eastern Samar	4,500	3,475,350.00	Mapanas, N. Samar	1,800	1,390,140.00
			Jipapad, E. Samar	1,215	938,344.50
Municipality of Taft, Eastern Samar	2,000	1,544,600.00	Oras, E. Samar	400	308,920.00
			Arteche, E. Samar	573	442,527.90
Municipality of Biri, Northern Samar	650	509,554.50	Biri	650	509,554.50
Municipality of San Isidro, Northern Samar	3000	2,351,790.00	San Antonio, N. Samar	1,000	783,930.00
			Capul, N. Samar	1,000	783,930.00
			San Isidro, N. Samar	59	46,251.87
Municipality of Laoang, Northern Samar	2,978	2,334,543.54	Laoang	2,978	2,334,543.54
Municipality of San Roque, Northern Samar	2,000	1,567,860.00	San Roque	2,000	1,567,860.00
Calbayog City, Samar	5,850	3,486,000.00	Calbayog, Samar	2,350	1,036,000.00
			Gandara, Samar	2,000	1,400,000.00
			Lope de Vega, N. Samar	1,500	1,050,000.00
Municipality of Santa Margarita, Samar	1,458	1,142,969.94	Santa Margarita	1,458	1,142,969.94
Catbalogan City, Samar	1,500	1,175,895.00		-	-
Municipality of Bontoc, Southern Leyte	500	265,000.00	Bontoc	6	3,180.00
REGION X	1,000	669,890.00	-	-	-
Valencia City, Bukidnon	1,000	669,890.00			

Note: DSWD Prepositioned FNIs as of 29 November 2023, 4PM

Source: DSWD-DRMB, DSWD-NRLMB, and FOs CALABARZON, V, VI, VII, VIII, and X

b. DSWD FNIs Augmentation to Field Offices

REGION	REQUESTED FFPs		DISPATCHED FFPs			STATUS	
	DATE	QTY	DATE	QTY	SOURCE	[In-Transit, Delivered]	DATE
CALABARZON	25 Nov 2023	40,000	26 Nov 2023	1,200	NROC	Delivered	26 Nov 2023
			27 Nov 2023	5,100	NROC	Delivered	27 Nov 2023
			27 Nov 2023	1,700	NROC	Delivered	27 Nov 2023
			28 Nov 2023	3,400	NROC	In-transit	
Region V	23 Nov 2023	100,000	25 Nov 2023	3,400	NROC	Delivered	26 Nov 2023
			26 Nov 2023	3,000	NROC	Delivered	28 Nov 2023
			26 Nov 2023	1,600	NROC	Delivered	28 Nov 2023
			28 Nov 2023	2,000	NROC	In-transit	
Region VIII	23 Nov 2023	217,000	23 Nov 2023	15,300	NROC	Delivered	25 Nov 2023
			24 Nov 2023	8,500	NROC	Delivered	26 Nov 2023
			24 Nov 2023	8,500	NROC	Delivered	26 Nov 2023
			25 Nov 2023	11,900	NROC	Delivered	27 Nov 2023
			25 Nov 2023	1,700	NROC	Delivered	27 Nov 2023
			25 Nov 2023	5,100	NROC	Delivered	27 Nov 2023
			27 Nov 2023	8,500	NROC	Delivered	29 Nov 2023
			27 Nov 2023	1,700	NROC	Delivered	29 Nov 2023
			27 Nov 2023	6,800	NROC	Delivered	29 Nov 2023
			28 Nov 2023	1,700	NROC	In-transit	
			28 Nov 2023	1,700	NROC	In-transit	
			28 Nov 2023	1,700	NROC	In-transit	
	28 Nov 2023	1,700	NROC	In-transit			
	28 Nov 2023	1,700	NROC	In-transit			
	23 Nov 2023	15,000	23 Nov 2023	1,000	Region V	Delivered	25 Nov 2023
			23 Nov 2023	1,000	Region V	Delivered	25 Nov 2023
			24 Nov 2023	3,000	Region V	Delivered	25 Nov 2023
			24 Nov 2023	1,300	Region V	Delivered	25 Nov 2023
24 Nov 2023			2,000	Region V	Delivered	25 Nov 2023	
24 Nov 2023			1,700	Region V	Delivered	25 Nov 2023	
26 Nov 2023	1,000	Region V	Delivered	27 Nov 2023			
27 Nov 2023	4,000	Region V	Delivered	27 Nov 2023			

Note: DSWD FNIs Augmentation to Field Offices as of 29 November 2023, 4PM. Next batch of FFPs is set to be dispatched on 30 November 2023.

Source: DSWD-DRMB and DSWD-NRLMB

c. Stockpile and Standby Funds

OFFICE	STANDBY FUNDS	STOCKPILE			TOTAL STANDBY FUNDS & STOCKPILE
		FAMILY FOOD PACKS		OTHER FOOD AND NON-FOOD ITEMS (FNIs)	
		QUANTITY	TOTAL COST		
TOTAL	86,183,674.89	1,114,623	744,963,762.46	2,089,609,331.96	2,920,756,769.31
DSWD CO	6,088,828.54		-	-	6,088,828.54
NRLMB NROC	-	99,702	68,988,265.51	954,889,545.84	1,023,877,811.35
NRLMB VDRC	-	50,568	32,916,360.00	270,407,131.78	303,323,491.78
DSWD FO CALABARZON	5,492,710.00	72,257	49,210,316.29	34,342,181.59	89,045,207.88
DSWD FO V	5,000,000.00	50,085	37,946,552.86	126,310,083.65	169,256,636.51
DSWD FO VI	5,000,000.00	47,435	30,673,687.82	74,605,032.00	110,278,719.82
DSWD FO VII	5,000,000.00	74,320	29,292,417.88	49,572,946.04	83,865,363.92
DSWD FO VIII	5,000,000.00	65,406	42,276,502.27	59,477,209.63	106,753,711.90
DSWD FO X	4,196,919.15	35,688	24,357,234.05	63,909,015.87	92,463,169.07
Other FOs	50,405,217.20	619,162	429,302,425.78	456,096,185.56	935,803,828.54

Note: The Inventory Summary is as 29 November 2023, 4PM.

Source: DSWD-DRMB and DSWD-NRLMB

1. Standby Funds

- ₱6.09 million Quick Response Fund (QRF) at the DSWD Central Office.
- ₱29.69 million available at DSWD FOs CALABARZON, V, VI, VII, VIII, and X.
- ₱50.41 million available in DSWD FOs which may support the relief needs of the families affected by the effects of LPA and Shear Line through inter-FO augmentation.

2. Prepositioned FFPs and Other Relief Items

- 150,270 FFPs available in Disaster Response Centers; of which, 99,702 FFPs are at the National Resource Operations Center (NROC), Pasay City and 56,568 FFPs are at the Visayas Disaster Resource Center (VDRC), Mandaue City.
- 345,191 FFPs available at DSWD FOs CALABARZON, V, VI, VII, VIII, and X.
- 619,162 FFPs in DSWD FOs which may support the relief needs of the families affected by the effects of LPA and Shear Line through inter-FO augmentation.
- ₱2.09 billion worth of other FNIs at NROC, VDRC, and DSWD FO warehouses.

a. Food and Non-food Items (FNIs)

DSWD CALABARZON

DATE	SITUATIONS / ACTIONS UNDERTAKEN
27 November 2023	<ul style="list-style-type: none"> • DSWD FO CALABARZON facilitated the delivery of FFPs to the Quezon Provincial Operations (QPOC) and in the LGU of Gumaca, Quezon intended for prepositioning.
26 November 2023	<ul style="list-style-type: none"> • DSWD FO CALABARZON provided FFPs as augmentation support to the Provincial Social Welfare and Development Office (PSWDO) of the Provincial Government of Quezon for distribution to the families and individuals affected by effects of Shear Line. • DSWD FO CALABARZON coordinated with the NRLMB for the dispatch and hauling of FFPs to PSWDO of the Provincial Government of Quezon as additional augmentation and for distribution to the affected families and individuals.

DSWD V

DATE	SITUATIONS / ACTIONS UNDERTAKEN
29 November 2023	<ul style="list-style-type: none"> • DSWD FO V distributed FFPs to the affected families and individuals in Garchitorea, Camarines Sur. • FFPs from NROC were unloaded at the DSWD Bicol Regional Warehouse in Bogtong, Legazpi City, Albay.
28 November 2023	<ul style="list-style-type: none"> • DSWD FO V facilitated the distribution of FFPs in San Jose, Camarines Sur.
27 November 2023	<ul style="list-style-type: none"> • DSWD FO V, through its SWAD Team, assisted in the distribution of FFPs to the affected families and individuals in the Municipalities of Ragay and Lupi in Camarines Sur.
26 November 2023	<ul style="list-style-type: none"> • DSWD FO V delivered FFPs to DSWD FO VIII as augmentation support. • DSWD FO V delivered FFPs to Caramoan, Camarines Sur.
25 November 2023	<ul style="list-style-type: none"> • DSWD FO V distributed FFPs in Daet, Camarines Norte.
23 November 2023	<ul style="list-style-type: none"> • DSWD FO V distributed FFPs to Caramoan, Camarines Sur; Irosin, Sorsogon; Mercedes, Camarines Norte; and Sipocot, Camarines Sur.
23 November 2023	<ul style="list-style-type: none"> • DSWD FO V distributed FFPs to Mercedes, Camarines Norte and Mobo, Masbate.

DATE	SITUATIONS / ACTIONS UNDERTAKEN
	<ul style="list-style-type: none"> DSWD FO V delivered FFPs to Viga, Catanduanes.
22 November 2023	<ul style="list-style-type: none"> DSWD FO V delivered FFPs to Sipocot, Camarines Sur; Mobo, Masbate; Daet, Camarines Norte; and Prieto Diaz and Irosin in Sorsogon.
21 November 2023	<ul style="list-style-type: none"> DSWD FO V distributed FFPs to the affected families and fisherfolks in Vinzons, Camarines Norte. DSWD FO V distributed FFPs to the affected families in Uson, Masbate.
20 November 2023	<ul style="list-style-type: none"> DSWD FO V delivered FFPs as augmentation support to the LGU of Mercedes, Camarines Norte intended for distribution to the families and fisher folks affected by the effects of Shear Line.
19 November 2023	<ul style="list-style-type: none"> DSWD FO V, through its Disaster Response Management Division (DRMD) and Municipal Action Team (MAT) in Pasacao, provided meals to the 22 stranded passengers at Pasacao Port in coordination with the LGU of Pasacao, Camarines Sur.

DSWD VI

DATE	SITUATIONS / ACTIONS UNDERTAKEN
24 November 2023	<ul style="list-style-type: none"> DSWD FO VI released FNIs such as FFPs, hygiene kits, sleeping kits, and family kits intended for distribution to the affected families and individuals in the Region.
23 November 2023	<ul style="list-style-type: none"> DSWD FO VI distributed FFPs, hygiene kits, sleeping kits, and family kits to the affected families and individuals in the Region.
22 November 2023	<ul style="list-style-type: none"> DSWD FO VI distributed FFPs to the affected families and individuals in the Region.
21 November 2023	<ul style="list-style-type: none"> DSWD FO VI distributed FFPs to the affected families and individuals in Altavas, Aklan.

DSWD VII

DATE	SITUATIONS / ACTIONS UNDERTAKEN
28 November 2023	<ul style="list-style-type: none"> DSWD FO VII, in coordination with the LGU of Madridejos, Cebu, distributed FFPs to the affected families and individuals in Brgys. Kaongkod and Malbago.
25-27 November 2023	<ul style="list-style-type: none"> DSWD FO VII facilitated the delivery and distribution of FFPs to the Municipality of Madridejos.
24 November 2023	<ul style="list-style-type: none"> DSWD FO VII, in coordination with the LGUs of Carlos P. Garcia, Bohol and Madridejos, Cebu, distributed FFPs to the affected families and individuals.
22 November 2023	<ul style="list-style-type: none"> DSWD FO VII, in coordination with the Municipal Social Welfare and Development Office (MSWDO) of the LGU of Catmon, Cebu, distributed FFPs to the affected families and individuals.

DSWD VIII

DATE	SITUATIONS / ACTIONS UNDERTAKEN
29 November 2023	<ul style="list-style-type: none"> DSWD FO VIII provided FFPs to the affected families and individuals in the Municipalities of San Roque, Mondragon, Rosario, and Catarman in Northern Samar. DSWD FO VIII received FFPs from DSWD FO V and NROC as augmentation support to the Region.
28 November 2023	<ul style="list-style-type: none"> DSWD FO VIII released additional FFPs to Laoang, Northern Samar intended for distribution to the affected families and individuals. DSWD FO VIII facilitated the loading of FNIs in the following: <ul style="list-style-type: none"> FFPs intended for distribution to the affected families in Bobon, Northern Samar Kitchen Kits intended for distribution to the affected families in San Roque, Northern Samar. DSWD FO VIII released FFPs to the Municipalities of San Roque, Palapag, Bobon, and Laoang in Northern Samar.

DATE	SITUATIONS / ACTIONS UNDERTAKEN
	<ul style="list-style-type: none"> ● DSWD FO VIII, in coordination with the LGU of Catubig, Northern Samar and Philippine National Police (PNP), distributed FFPs to the families and individuals affected by the effects of Shear Line. ● DSWD FO VIII conducted quality check of raw materials at the Regional Resource Operations Center (RROC) in Palo, Leyte. ● DSWD FO VIII received FFPs from DSWD FO V and NROC as augmentation support for the affected families and persons.
26 November 2023	<ul style="list-style-type: none"> ● DSWD FO VIII distributed FFPs to the affected families and individuals in the Municipalities of Las Navas and Victoria, Northern Samar. ● DSWD FO VIII, in coordination with the LGU of Mondragon, Northern Samar and Barangay Officials, continuously conducted relief operations through provision of relief services to affected families and individuals. ● DSWD FO VIII continuously conducted loading and unloading of FFPs for distribution to affected families and individuals in the Municipalities of Rosario, Mondragon, Pambujan, San Jose, San Roque, and Victoria in Northern Samar. ● FFPs at the preposition site in Sulat, Eastern Samar were loaded and for delivery to Gamay, Northern Samar intended for the affected families and individuals. FFPs at ESSU Guiuan, Eastern Samar were also loaded and for delivery to Arteche, Eastern Samar intended for the affected families and individuals. ● DSWD FO VIII released FFPs to the Municipalities of Oras, Arteche, Catarman, Lope de Vega, San Jose, Silvino Lobos, and Gamay in Northern Samar; and Municipality of Matuguinao in Samar.
25 November 2023	<ul style="list-style-type: none"> ● DSWD FO VIII facilitated the unloading and loading of FFPs intended for the affected families and individuals in Catarman, Northern Samar. ● DSWD FO VIII provided FFPs to the affected families and individuals in Dolores, Eastern Samar. ● DSWD FO VIII released FFPs as augmentation support to the Municipalities of Catarman, Pambujan, and Mondragon in Northern Samar; and Municipality of Oras in Eastern Samar. ● DSWD FO VIII facilitated the withdrawal of FFPs from the preposition site in Sulat, Eastern Samar intended for distribution to the affected families and individuals in Jipapad, Eastern Samar.
24 November 2023	<ul style="list-style-type: none"> ● DSWD Secretary Rex Gatchalian, together with DSWD FO VIII and LGUs, facilitated the distribution of FFPs in Brgy. Polangi, Catarman, Northern Samar. ● DSWD FO VIII provided FFPs to the affected families and individuals in Laoang, Northern Samar; Catarman, Northern Samar; and Maslog, Eastern Samar. ● DSWD FO VIII facilitated the FFP request to VDRC and NRLMB. ● DSWD FO VIII conducted a coordination meeting with the Philippine Army for the hauling and delivery of FFPs to Catarman, Northern Samar intended for distribution to the affected families and individuals.
23 November 2023	<ul style="list-style-type: none"> ● DSWD FO VIII, in coordination with the concerned LGUs and PNP, facilitated the distribution of FFPs to Arteche, Eastern Samar; Jipapad, Eastern Samar; Calbayog, Samar; and Catarman, Northern Samar. ● DSWD FO VIII released FFPs to the Municipalities of Bobon, Lavezares, Catubig, Las Navas, Palapag, Catarman, and Lapinig in Northern Samar; and Municipality of Oras in Eastern Samar.
22 November 2023	<ul style="list-style-type: none"> ● DSWD FO VIII released FFPs to the Municipalities of Lope De Vega, San Antonio, Biri, Capul, San Vicente, Laoang, and San Roque in Northern Samar. ● DSWD FO VIII distributed FFPs to the affected families and individuals in Dolores, Eastern Samar and Sta. Margarita, Samar.

DATE	SITUATIONS / ACTIONS UNDERTAKEN								
	<ul style="list-style-type: none"> DSWD FO VIII facilitated the augmentation of FFPs and distribution of hygiene kits in Catarman, Northern Samar. 								
21 November 2023	<ul style="list-style-type: none"> DSWD FO VIII facilitated the provision of FFPs to the affected families and individuals in the Municipalities of Jipapad and Arteche in Eastern Samar. DSWD FO VIII distributed FFPs to Municipalities of Maslog and Oras in Eastern Samar; Municipalities of Sta. Margarita and San Jorge, and Calbayog City in Samar; and Municipalities of Mapanas in Northern Samar. DSWD FO VIII facilitated the preposition of FFPs in Taft, Eastern Samar for possible relief augmentation to the affected LGUs. 								
20 November 2023	<ul style="list-style-type: none"> DSWD FO VIII distributed FFPs to the displaced families and individuals in Gandara, Samar. DSWD FO VIII prepositioned FFPs in Taft, Eastern Samar. 								
18 November 2023	<ul style="list-style-type: none"> DSWD FO VIII prepositioned FNIs in the following areas: <table border="1" data-bbox="625 728 1433 862"> <thead> <tr> <th>LOCATION</th> <th>RELIEF ITEM</th> </tr> </thead> <tbody> <tr> <td>Northern Samar</td> <td>3,000 FFPs</td> </tr> <tr> <td>Bato, Leyte</td> <td>1,500 FFPs</td> </tr> <tr> <td>Hilongos, Leyte</td> <td>3,000 FFPs</td> </tr> </tbody> </table> 	LOCATION	RELIEF ITEM	Northern Samar	3,000 FFPs	Bato, Leyte	1,500 FFPs	Hilongos, Leyte	3,000 FFPs
LOCATION	RELIEF ITEM								
Northern Samar	3,000 FFPs								
Bato, Leyte	1,500 FFPs								
Hilongos, Leyte	3,000 FFPs								
16 November 2023	<ul style="list-style-type: none"> DSWD FO VIII facilitated the distribution of FFPs to the affected families and individuals in Bontoc, Southern Leyte. 								

b. Internally Displaced Person (IDP) Protection

DSWD VIII

DATE	SITUATIONS / ACTIONS UNDERTAKEN
28 November 2023	<ul style="list-style-type: none"> DSWD FO VIII maintains close monitoring of the psychosocial support interventions being conducted to the affected families and individuals.
22 November 2023	<ul style="list-style-type: none"> DSWD FO VIII maintained close coordination with the Municipal Disaster Risk Reduction and Management Office (MDRRMO) and MSWDO of the LGU of Bontoc, Southern Leyte for the conduct of assessment and profiling of the affected families and individuals.
18 November 2023	<ul style="list-style-type: none"> DSWD FO VIII facilitated the provision Psychosocial First Aid (PFA) to the affected families and individuals in coordination with the MSWDO of the LGU of Bontoc, Southern Leyte.

c. Other Activities

DSWD DRMG

DATE	SITUATIONS / ACTIONS UNDERTAKEN
29 November 2023	<ul style="list-style-type: none"> DRMB closely coordinates with DOST-PAGASA for significant weather updates and other related information relative to the LPA and Shear Line. All DRMB Quick Response Team (QRT) members and emergency equipment are on standby and ready for deployment. NRLMB ensured the replenishment and availability of FNIs for resource augmentation to DSWD FOs as need arises. NRLMB continuously repacks goods for possible augmentation.

DSWD FO CALABARZON

DATE	SITUATIONS / ACTIONS UNDERTAKEN
26 November 2023	<ul style="list-style-type: none"> DSWD FO CALABARZON closely coordinated with the PSWDO of the Provincial Government of Quezon for any updates on the weather disturbance in their respective AORs. The Emergency Operations Center (EOC) of DSWD FO CALABARZON continuously conducted monitoring of weather

DATE	SITUATIONS / ACTIONS UNDERTAKEN
	<p>updates through DOST-PAGASA and dissemination of the information to the QRT members.</p> <ul style="list-style-type: none"> DSWD FO CALABARZON advised the Provincial QRTs and C/MATs to monitor their respective AORs, coordinate with LGUs, and provide updates on the effects of Shear Line in the Region.

DSWD FO MIMAROPA

DATE	SITUATIONS / ACTIONS UNDERTAKEN
24 November 2023	<ul style="list-style-type: none"> DSWD FO MIMAROPA submitted their terminal report.
18 November 2023	<ul style="list-style-type: none"> DSWD FO MIMAROPA issued a memorandum for the activation of the on-call status of QRTs for the possible effects of LPA and Shear Line. DSWD FO MIMAROPA maintained monitoring of daily local weather conditions through bulletins, warnings, and other advisories issued by DOST-PAGASA, DENR-MGB, and other surveillance agencies.
16 November 2023	<ul style="list-style-type: none"> DSWD FO MIMAROPA attended the Pre-Disaster Risk Assessment (PDRA) Meeting.
15 November 2023	<ul style="list-style-type: none"> DSWD FO MIMAROPA alerted the Social Welfare and Development (SWAD) Team Offices to monitor daily local weather conditions and related eventualities, and ensure the provision of information to all concerned offices, divisions, sections, and units. DSWD FO MIMAROPA's expanded QRTs were placed on on-call status together with special projects staff on a 24/7 basis for possible activation of the Operations Center to respond in case of any reports on untoward incidents and eventualities. The Information and Communications Technology Management Section (ICTMS) of DSWD FO MIMAROPA remained on standby to ensure the availability of a robust communication system. DSWD FO MIMAROPA closely coordinated with the Office of Civil Defense (OCD) and Regional Disaster Risk Reduction and Management Council (RDRRMC) MIMAROPA to monitor the areas that may be affected by the weather disturbance, establish response mechanisms, and gather other related updates.

DSWD FO V

DATE	SITUATIONS / ACTIONS UNDERTAKEN
28 November 2023	<ul style="list-style-type: none"> DSWD FO V maintained close coordination with the SWADTs, Local Disaster Risk Reduction and Management Offices (LDRRMOs), and Local Social Welfare and Development Offices (LSWDOs) in monitoring their respective areas of responsibility (AORs). DSWD FO V maintained monitoring of daily weather updates and disseminated the necessary information to QRTs and SWADTs.
19 November 2023	<ul style="list-style-type: none"> DSWD FO V Regional Director Norman Laurio issued a standby order to the Regional QRT.
18 November 2023	<ul style="list-style-type: none"> DSWD FO V through its Disaster Response Management Division (DRMD), Regional QRTs, and SWAD Team Leaders conducted monitoring of weather updates in their respective AORs and closely coordinated with LDRRMOs and LSWDOs for significant updates. DSWD FO V ensured the availability of FNIs. The QRT members of DSWD FO V were alerted to be on standby for possible deployment.
14 November 2023	<ul style="list-style-type: none"> DSWD FO V Regional Director Normal S. Laurio attended the PDRA Meeting for the preparedness measure on the possible effects of LPA and Shear Line organized by the Bicol RDRRMC at OCD Region V.

DSWD FO VI

DATE	SITUATIONS / ACTIONS UNDERTAKEN
23 November 2023	<ul style="list-style-type: none"> DSWD FO VI through its DRMD maintained close coordination with the concerned LGUs for significant updates and any requests for relief augmentation.

DSWD FO VII

DATE	SITUATIONS / ACTIONS UNDERTAKEN
28 November 2023	<ul style="list-style-type: none"> DSWD FO VII maintained close coordination with the affected LGUs and FOs for significant updates and any requests for relief augmentation.
25 November 2023	<ul style="list-style-type: none"> DSWD FO VII, through its DRMD – Disaster Response Information Management Section (DRIMS), maintained close monitoring of the latest weather updates and coordination with the Provincial/City/Municipal Action Teams (P/C/MATs) and other concerned offices for significant updates.
18 November 2023	<ul style="list-style-type: none"> DSWD FO VII through its DRMD was placed on standby for possible deployment. DSWD FO VII conducted repacking of FFPs at the Regional Warehouse through the help of the community volunteers from Don Sergio Osmeña National High School. DSWD FO VII constantly attended the daily weather update meetings with PAGASA, RDRRMC, and other member agencies.
16 November 2023	<ul style="list-style-type: none"> The QRT members of DSWD FO VII including P/C/MATs and SWAD Team Leaders were on standby for possible deployment.
14 November 2023	<ul style="list-style-type: none"> DSWD FO VII and the RDRRMC member agencies attended and presented preparedness measures on the prevailing weather conditions during the PDRA Meeting.

DSWD FO VIII

DATE	SITUATIONS / ACTIONS UNDERTAKEN
29 November 2023	<ul style="list-style-type: none"> DSWD FO VIII had a meeting with the Supervising Administrative Officer and Disaster Risk Reduction and Management (DRRM) Focal Person of the University of Eastern Philippines (UEP), Mr. Roque A. Irader, to discuss the possible prepositioning of FFPs in the university.
28 November 2023	<ul style="list-style-type: none"> DSWD FO VIII conducted a coordination meeting with the Northern Samar Provincial Governor Edwin Marino C. Ongchuan to discuss additional assistance such as Emergency Cash Transfer (ECT) for the affected families in the province. DSWD FO VIII coordinated with partner agencies for the immediate delivery of FFPs to affected families and individuals in Northern Samar. DSWD FO VIII, through its DRMD, maintained close coordination with the affected LGUs through their respective LDRRMOs and LSWDOs, and other concerned offices for significant updates and any requests for relief augmentation. DSWD FO VIII maintained coordination with OCD and other partners for the transportation of FFPs to the affected families in Northern Samar. DSWD FO VIII ensured the availability of FNIs. DSWD FO VIII maintained close monitoring of daily weather updates. The QRT of DSWD FO VIII as placed on alert mode and ready for deployment.
26 November 2023	<ul style="list-style-type: none"> DSWD FO VIII conducted evaluation meeting with the SFO Northern Samar QRT and DRMD staff to discuss the execution of disaster response operations.

DATE	SITUATIONS / ACTIONS UNDERTAKEN
	<ul style="list-style-type: none"> DSWD FO VIII conducted coordination meeting with partner agencies (OCD, DILG, DA, DOH, DPWH, and PDRRMO Northern Samar) to discuss the updates on the provision of immediate relief and response to the needs of the Province of Northern Samar. DSWD FO VIII Regional Director Grace Subong presided the meeting with the MATs to provide guidance in ensuring prompt delivery of relief services to disaster affected areas.
25 November 2023	<ul style="list-style-type: none"> DSWD FO VIII conducted coordination meeting with the World Food Program (WFP) and discussed logistical updates on the delivery of FFPs intended for the affected families and individuals.
22 November 2023	<ul style="list-style-type: none"> DSWD FO VIII Regional Director Grace Subong spearheaded a meeting to discuss strategies, roles, and functions of the deployed DSWD staff, and other instructions of the DSWD Secretary. DSWD FO VIII deployed additional staff for the relief operation in Northern Samar. DSWD FO VIII deployed staff in the Provinces of Samar and Northern Samar.
22 November 2023	<ul style="list-style-type: none"> DSWD FO VIII facilitated the provision of financial assistance through AICS to the affected families in Catarman, Northern Samar.
21 November 2023	<ul style="list-style-type: none"> DSWD FO VII, through its DRMD, conducted an emergency meeting with the Sub-Field Office (SFO) staff in different provinces for the immediate provision of relief augmentation to the affected LGUs relative to the flooding incidents brought by the Shear Line in Eastern Visayas. DSWD FO VIII conducted a meeting participated by the Regional Director, Assistant Regional Director for Administration, DRMD Chief and its Sections Heads, to discuss the Department's response actions to the needs of the affected LGUs. DSWD FO VIII facilitated the Response Cluster Meeting with other RDRRMC member agencies. DSWD FO VIII, together with its SFOs in different provinces, conducted a Disaster Response Meeting for immediate provision of relief assistance to the affected families and individuals.
19 November 2023	<ul style="list-style-type: none"> DSWD FO VIII Regional Director Grace Subong spearheaded the conduct of on-site inspection in the Municipalities of Sta. Margarita and Gandara in Samar as a preparedness measure for the possible effects of LPA and Shear Line. DSWD FO VIII staff were on skeletal duty at the RROC in Palo, Leyte to closely monitor the LGU activities in response to the effects of LPA and Shear Line.
18 November 2023	<ul style="list-style-type: none"> DSWD FO VIII referred the affected families to its Crisis Intervention Section (CIS) for possible provision of financial assistance through AICS. DSWD FO VIII maintained daily monitoring of the possible effects of the weather disturbance. The QRT members of DSWD FO VIII were alerted to be on standby for possible deployment.
17 November 2023	<ul style="list-style-type: none"> DSWD FO VIII attended the PDRA Meeting together with the other Response Cluster member agencies.

DSWD FO X

DATE	SITUATIONS / ACTIONS UNDERTAKEN
28 November 2023	<ul style="list-style-type: none"> DSWD FO X ensured the availability of FNIs. DSWD FO X, through its DRMD, maintained close coordination with the concerned LGUs through their LSWDOs and LDRRMOs for significant updates and any requests for relief augmentation.

DSWD FO CARAGA

DATE	SITUATIONS / ACTIONS UNDERTAKEN
17 November 2023	<ul style="list-style-type: none">• DSWD FO Caraga advised its SWAD Team Leaders to monitor their respective AORs, continuously coordinate with the LGUs, and provide updates on the current weather conditions.• The QRT members of DSWD FO Caraga were on standby for possible deployment.

Annexes

Annex A. Number of Affected Families / Persons

REGION / PROVINCE / MUNICIPALITY	NUMBER OF AFFECTED		
	Barangays	Families	Persons
GRAND TOTAL	1,692	329,794	1,304,699
CALABARZON	30	780	3,033
Quezon	30	780	3,033
<i>Agdangan</i>	1	1	5
<i>Atimonan</i>	5	18	87
<i>Calauag</i>	1	10	50
<i>Lopez</i>	9	169	656
<i>Plaridel</i>	9	558	2,169
<i>Sampaloc</i>	5	24	66
REGION V	658	92,443	412,383
Albay	57	8,049	40,245
<i>Legazpi City</i>	1	600	3,000
<i>City of Ligao</i>	56	7,449	37,245
Camarines Norte	28	13,379	66,772
<i>Basud</i>	1	118	468
<i>Daet</i>	-	347	1,735
<i>Jose Panganiban</i>	1	1	5
<i>Mercedes</i>	-	5,814	29,070
<i>Paracale</i>	10	1,500	7,500
<i>San Vicente</i>	1	1	4
<i>Talisay</i>	5	504	2,520
<i>Vinzons</i>	10	5,094	25,470
Camarines Sur	274	46,652	186,802
<i>Buhi</i>	3	618	2,966
<i>Calabanga</i>	15	3,565	16,610
<i>Caramoan</i>	49	6,987	21,464
<i>Del Gallego</i>	4	434	2,080
<i>Garchitorena</i>	24	7,005	20,212
<i>Lagonoy</i>	12	1,626	7,780
<i>Libmanan</i>	26	4,943	23,266
<i>Lupi</i>	11	734	3,079
<i>Magarao</i>	12	548	2,587

REGION / PROVINCE / MUNICIPALITY	NUMBER OF AFFECTED		
	Barangays	Families	Persons
<i>Pasacao</i>	-	3	22
<i>Ragay</i>	10	1,151	5,526
<i>Sagñay</i>	18	2,544	12,376
<i>San Jose</i>	8	1,690	7,944
<i>Sipocot</i>	17	4,381	17,003
<i>Siruma</i>	18	2,222	10,445
<i>Tigaon</i>	3	397	1,907
<i>Tinambac</i>	44	7,804	31,535
Catanduanes	99	10,572	50,247
<i>Bagamanoc</i>	18	2,066	10,330
<i>Bato</i>	27	3,257	16,285
<i>San Miguel</i>	23	3,640	15,587
<i>Viga</i>	31	1,609	8,045
Masbate	84	6,970	34,721
<i>Batuan</i>	14	1,530	7,650
<i>Dimasalang</i>	2	7	29
<i>City of Masbate</i>	25	1,934	9,640
<i>Mobo</i>	17	1,306	6,511
<i>Palanas</i>	2	42	136
<i>San Pascual</i>	22	1,490	7,450
<i>Uson</i>	2	661	3,305
Sorsogon	116	6,821	33,596
<i>Barcelona</i>	25	1,941	9,683
<i>Bulan</i>	4	41	148
<i>Donsol</i>	16	490	2,450
<i>Gubat</i>	4	131	654
<i>Irosin</i>	13	534	2,670
<i>Juban</i>	4	143	308
<i>Matnog</i>	24	2,132	10,660
<i>Pilar</i>	13	534	2,670
<i>Prieto Diaz</i>	10	685	3,403
<i>Santa Magdalena</i>	3	190	950
REGION VI	191	42,033	162,570
Aklan	28	1,132	4,346
<i>Altavas</i>	20	918	3,532

REGION / PROVINCE / MUNICIPALITY	NUMBER OF AFFECTED		
	Barangays	Families	Persons
<i>Balete</i>	6	141	483
<i>Kalibo</i>	2	73	331
Antique	1	201	1,005
<i>Culasi</i>	1	201	1,005
Capiz	151	36,658	141,237
<i>Cuartero</i>	8	952	4,091
<i>Dao</i>	7	620	1,921
<i>Dumalag</i>	8	275	685
<i>Jamindan</i>	19	2,568	12,821
<i>Ma-ayon</i>	32	11,252	46,891
<i>Mambusao</i>	26	14,660	49,536
<i>Panay</i>	8	889	4,232
<i>Panitan</i>	14	270	1,047
<i>Pontevedra</i>	8	1,334	4,740
<i>Sigma</i>	18	3,815	15,174
<i>Tapaz</i>	3	23	99
Iloilo	11	4,042	15,982
<i>Balasan</i>	1	15	66
<i>San Dionisio</i>	10	4,027	15,916
REGION VII	43	16,252	29,179
Bohol	23	2,918	14,590
<i>Pres. Carlos P. Garcia (Pitogo)</i>	23	2,918	14,590
Cebu	20	13,334	14,589
<i>Catmon</i>	6	393	1,648
<i>Madridejos</i>	14	12,941	12,941
REGION VIII	761	177,892	696,223
Biliran	9	162	583
<i>Naval</i>	7	137	482
<i>Cabucgayán</i>	1	23	98
<i>Maripipi</i>	1	2	3
Eastern Samar	132	25,006	94,273
<i>Arteche</i>	20	4,693	17,364
<i>Can-Avid</i>	8	117	575
<i>Dolores</i>	27	6,871	24,202
<i>Jipapad</i>	13	2,715	9,913

REGION / PROVINCE / MUNICIPALITY	NUMBER OF AFFECTED		
	Barangays	Families	Persons
<i>Maslog</i>	12	1,486	6,446
<i>Oras</i>	42	7,762	31,048
<i>San Julian</i>	1	1	1
<i>San Policarpo</i>	1	93	413
<i>Sulat</i>	1	107	445
<i>Taft</i>	6	787	2,339
<i>Maydolong</i>	1	374	1,527
Northern Samar	510	139,804	551,962
<i>Allen</i>	17	1,748	6,609
<i>Biri</i>	1	351	1,281
<i>Bobon</i>	19	7,798	28,500
<i>Capul</i>	6	84	351
<i>Catarman</i>	55	27,222	104,578
<i>Lavezares</i>	26	9,351	46,455
<i>Lope de Vega</i>	22	4,518	16,202
<i>Mondragon</i>	23	9,991	39,964
<i>Rosario</i>	12	3,428	13,500
<i>San Isidro</i>	1	59	236
<i>San Jose</i>	16	5,518	19,220
<i>San Vicente</i>	7	2,211	8,844
<i>Victoria</i>	7	302	1,170
<i>Catubig</i>	47	5,316	26,328
<i>Gamay</i>	14	2,715	10,860
<i>Laoang</i>	55	11,558	50,061
<i>Lapinig</i>	15	3,308	13,119
<i>Las Navas</i>	53	10,383	40,341
<i>Mapanas</i>	13	3,123	10,337
<i>Palapag</i>	32	10,194	40,346
<i>Pambujan</i>	26	9,428	24,151
<i>San Roque</i>	17	7,755	35,737
<i>Silvino Lobos</i>	26	3,443	13,772
Western Samar	109	12,914	49,387
<i>Calbayog City</i>	29	3,673	14,692
<i>Gandara</i>	18	2,383	10,371
<i>Matuguinao</i>	20	2,300	7,364

REGION / PROVINCE / MUNICIPALITY	NUMBER OF AFFECTED		
	Barangays	Families	Persons
<i>San Jorge</i>	22	2,193	7,821
<i>Santa Margarita</i>	9	1,613	5,870
<i>City of Catbalogan</i>	1	21	105
<i>Motiong</i>	2	41	235
<i>Paranas (Wright)</i>	8	690	2,929
Southern Leyte	1	6	18
<i>Bontoc</i>	1	6	18
REGION X	9	394	1,311
Bukidnon	2	207	575
<i>City of Valencia</i>	2	207	575
Misamis Occidental	7	187	736
<i>Ozamis City</i>	6	165	664
<i>Tangub City</i>	1	22	72

Note: The affected population in Daet and Mercedes, Camarines Norte are farmers and fisher folks while the affected population in Pasacao, Camarines Sur are strandeers.

*The affected individuals in the municipalities of Pres. Carlos P. Garcia (Pitogo), Bohol and Madridejos, Cebu are fisherfolks.

*Ongoing assessment and validation being conducted.

Source: DSWD FOs

Annex B. Number of Displaced Families / Persons Inside Evacuation Center

REGION / PROVINCE / MUNICIPALITY	NUMBER OF EVACUATION CENTERS (ECs)		NUMBER OF DISPLACED INSIDE ECs			
			Families		Persons	
	CUM	NOW	CUM	NOW	CUM	NOW
GRAND TOTAL	348	56	26,647	4,631	106,820	19,349
CALABARZON	18	14	141	110	635	514
Quezon	18	14	141	110	635	514
<i>Agdangan</i>	1	1	1	1	5	5
<i>Atimonan</i>	5	5	18	18	87	87
<i>Calauag</i>	1	1	10	10	50	50
<i>Lopez</i>	7	6	93	77	419	359
<i>Plaridel</i>	3	-	15	-	61	-
<i>Sampaloc</i>	1	1	4	4	13	13
REGION V	29	-	626	-	2,174	-
Camarines Norte	1	-	1	-	4	-
<i>San Vicente</i>	1	-	1	-	4	-
Camarines Sur	10	-	170	-	645	-

REGION / PROVINCE / MUNICIPALITY	NUMBER OF EVACUATION CENTERS (ECs)		NUMBER OF DISPLACED			
			INSIDE ECs			
	CUM	NOW	Families		Persons	
CUM			NOW	CUM	NOW	
<i>Calabanga</i>	3	-	66	-	227	-
<i>Lupi</i>	1	-	1	-	3	-
<i>Ragay</i>	3	-	42	-	183	-
<i>Sipocot</i>	3	-	61	-	232	-
Masbate	6	-	178	-	594	-
<i>Dimasalang</i>	1	-	6	-	24	-
<i>Palanas</i>	3	-	42	-	136	-
<i>Uson</i>	2	-	130	-	434	-
Sorsogon	12	-	277	-	931	-
<i>Barcelona</i>	2	-	7	-	12	-
<i>Bulan</i>	4	-	40	-	143	-
<i>Gubat</i>	2	-	88	-	440	-
<i>Juban</i>	4	-	142	-	336	-
REGION VI	76	-	1,185	-	4,579	-
Aklan	5	-	92	-	345	-
<i>Altavas</i>	3	-	47	-	174	-
<i>Balete</i>	2	-	45	-	171	-
Capiz	69	-	1,081	-	4,190	-
<i>Cuartero</i>	3	-	27	-	109	-
<i>Dao</i>	6	-	28	-	90	-
<i>Dumalag</i>	4	-	187	-	435	-
<i>Jamindan</i>	14	-	336	-	1,662	-
<i>Mambusao</i>	32	-	379	-	1,431	-
<i>Panay</i>	2	-	10	-	39	-
<i>Panitan</i>	1	-	28	-	112	-
<i>Pontevedra</i>	4	-	50	-	167	-
<i>Sigma</i>	2	-	16	-	56	-
<i>Tapaz</i>	1	-	20	-	89	-
Iloilo	2	-	12	-	44	-
<i>Balasan</i>	2	-	12	-	44	-
REGION VIII	222	42	24,301	4,521	98,121	18,835
Biliran	7	1	162	1	583	1
<i>Naval</i>	4	-	137	-	482	-

REGION / PROVINCE / MUNICIPALITY	NUMBER OF EVACUATION CENTERS (ECs)		NUMBER OF DISPLACED INSIDE ECs			
			Families		Persons	
	CUM	NOW	CUM	NOW	CUM	NOW
<i>Cabucgayan</i>	1	-	23	-	98	-
<i>Maripipi</i>	2	1	2	1	3	1
Eastern Samar	28	-	1,753	-	6,165	-
<i>Arteche</i>	16	-	1,117	-	4,413	-
<i>Jipapad</i>	3	-	375	-	708	-
<i>Maslog</i>	9	-	261	-	1,044	-
Northern Samar	170	39	20,174	4,512	83,483	18,808
<i>Biri</i>	1	-	180	-	720	-
<i>Bobon</i>	16	-	1,826	-	7,319	-
<i>Capul</i>	1	-	1	-	3	-
<i>Catarman</i>	21	21	2,543	2,543	10,322	10,322
<i>Lope de Vega</i>	11	-	168	-	582	-
<i>Mondragon</i>	17	-	1,440	-	5,760	-
<i>Rosario</i>	23	-	2,279	-	9,116	-
<i>San Jose</i>	15	-	1,739	-	6,721	-
<i>San Vicente</i>	1	-	6	-	11	-
<i>Catubig</i>	5	-	37	-	114	-
<i>Gamay</i>	2	-	187	-	642	-
<i>Laoang</i>	3	-	1,341	-	7,031	-
<i>Lapinig</i>	15	-	3,288	-	13,072	-
<i>Las Navas</i>	2	-	66	-	264	-
<i>Palapag</i>	15	-	1,672	-	6,183	-
<i>Pambujan</i>	3	-	28	-	117	-
<i>San Roque</i>	18	18	1,969	1,969	8,486	8,486
<i>Silvino Lobos</i>	1	-	1,404	-	7,020	-
Western Samar	16	1	2,206	2	7,872	8
<i>San Jorge</i>	14	-	2,193	-	7,821	-
<i>Santa Margarita</i>	1	1	2	2	8	8
<i>City of Catbalogan</i>	1	-	11	-	43	-
Southern Leyte	1	1	6	6	18	18
<i>Bontoc</i>	1	1	6	6	18	18
REGION X	3	-	394	-	1,311	-
Bukidnon	1	-	207	-	575	-

REGION / PROVINCE / MUNICIPALITY	NUMBER OF EVACUATION CENTERS (ECs)		NUMBER OF DISPLACED INSIDE ECs			
			Families		Persons	
	CUM	NOW	CUM	NOW	CUM	NOW
<i>City of Valencia</i>	1	-	207	-	575	-
Misamis Occidental	2	-	187	-	736	-
<i>Ozamis City</i>	1	-	165	-	664	-
<i>Tangub City</i>	1	-	22	-	72	-

Note: Ongoing assessment and validation being conducted.

Source: DSWD FOs

Annex C. Number of Displaced Families / Persons Outside Evacuation Center

REGION / PROVINCE / MUNICIPALITY	NUMBER OF DISPLACED OUTSIDE ECs			
	Families		Persons	
	CUM	NOW	CUM	NOW
GRAND TOTAL	15,388	1,008	66,378	3,402
CALABARZON	639	96	2,398	290
Quezon	639	96	2,398	290
<i>Lopez</i>	76	76	237	237
<i>Plaridel</i>	543	-	2,108	-
<i>Sampaloc</i>	20	20	53	53
REGION V	7	-	26	-
Camarines Sur	6	-	22	-
<i>Sipocot</i>	6	-	22	-
Sorsogon	1	-	4	-
<i>Gubat</i>	1	-	4	-
REGION VI	5,216	-	22,034	-
Aklan	208	-	879	-
<i>Altavas</i>	118	-	487	-
<i>Balete</i>	17	-	61	-
<i>Kalibo</i>	73	-	331	-
Antique	13	-	63	-
<i>Culasi</i>	13	-	63	-
Capiz	4,992	-	21,070	-
<i>Cuartero</i>	19	-	56	-
<i>Dao</i>	40	-	99	-

REGION / PROVINCE / MUNICIPALITY	NUMBER OF DISPLACED OUTSIDE ECs			
	Families		Persons	
	CUM	NOW	CUM	NOW
<i>Dumalag</i>	88	-	250	-
<i>Jamindan</i>	2,232	-	11,159	-
<i>Mambusao</i>	1,051	-	3,785	-
<i>Panay</i>	18	-	85	-
<i>Panitan</i>	134	-	565	-
<i>Pontevedra</i>	1,281	-	4,565	-
<i>Sigma</i>	126	-	496	-
<i>Tapaz</i>	3	-	10	-
Iloilo	3	-	22	-
<i>Balasan</i>	3	-	22	-
REGION VIII	9,526	912	41,920	3,112
Eastern Samar	1,681	-	6,328	-
<i>Arteche</i>	70	-	279	-
<i>Dolores</i>	1,504	-	5,604	-
<i>Sulat</i>	107	-	445	-
Northern Samar	6,942	19	32,508	90
<i>Catarman</i>	15	15	70	70
<i>Lope de Vega</i>	10	-	40	-
<i>Mondragon</i>	1,608	-	6,432	-
<i>Victoria</i>	4	-	16	-
<i>Catubig</i>	5,279	-	25,878	-
<i>Lapinig</i>	20	-	47	-
<i>Las Navas</i>	2	-	5	-
<i>San Roque</i>	4	4	20	20
Western Samar	903	893	3,084	3,022
<i>Santa Margarita</i>	893	893	3,022	3,022
<i>City of Catbalogan</i>	10	-	62	-

Note: Ongoing assessment and validation being conducted.

Source: DSWD FOs

Annex D. Total Number of Displaced Families / Persons

REGION / PROVINCE / MUNICIPALITY	NUMBER OF DISPLACED			
	TOTAL			
	Families		Persons	
	CUM	NOW	CUM	NOW
GRAND TOTAL	42,035	5,639	173,198	22,751
CALABARZON	780	206	3,033	804
Quezon	780	206	3,033	804
<i>Agdangan</i>	1	1	5	5
<i>Atimonan</i>	18	18	87	87
<i>Calauag</i>	10	10	50	50
<i>Lopez</i>	169	153	656	596
<i>Plaridel</i>	558	-	2,169	-
<i>Sampaloc</i>	24	24	66	66
REGION V	633	-	2,200	-
Camarines Norte	1	-	4	-
<i>San Vicente</i>	1	-	4	-
Camarines Sur	176	-	667	-
<i>Calabanga</i>	66	-	227	-
<i>Lupi</i>	1	-	3	-
<i>Ragay</i>	42	-	183	-
<i>Sipocot</i>	67	-	254	-
Masbate	178	-	594	-
<i>Dimasalang</i>	6	-	24	-
<i>Palanas</i>	42	-	136	-
<i>Uson</i>	130	-	434	-
Sorsogon	278	-	935	-
<i>Barcelona</i>	7	-	12	-
<i>Bulan</i>	40	-	143	-
<i>Gubat</i>	89	-	444	-
<i>Juban</i>	142	-	336	-
REGION VI	6,401	-	26,613	-
Aklan	300	-	1,224	-
<i>Altavas</i>	165	-	661	-
<i>Balete</i>	62	-	232	-
<i>Kalibo</i>	73	-	331	-
Antique	13	-	63	-

REGION / PROVINCE / MUNICIPALITY	NUMBER OF DISPLACED				
	TOTAL				
	Families		Persons		
	CUM	NOW	CUM	NOW	
<i>Culasi</i>	13	-	63	-	-
Capiz	6,073	-	25,260	-	-
<i>Cuartero</i>	46	-	165	-	-
<i>Dao</i>	68	-	189	-	-
<i>Dumalag</i>	275	-	685	-	-
<i>Jamindan</i>	2,568	-	12,821	-	-
<i>Mambusao</i>	1,430	-	5,216	-	-
<i>Panay</i>	28	-	124	-	-
<i>Panitan</i>	162	-	677	-	-
<i>Pontevedra</i>	1,331	-	4,732	-	-
<i>Sigma</i>	142	-	552	-	-
<i>Tapaz</i>	23	-	99	-	-
Iloilo	15	-	66	-	-
<i>Balasan</i>	15	-	66	-	-
REGION VIII	33,827	5,433	140,041	21,947	
Biliran	162	1	583	1	
<i>Naval</i>	137	-	482	-	-
<i>Cabucgayán</i>	23	-	98	-	-
<i>Maripipi</i>	2	1	3	1	1
Eastern Samar	3,434	-	12,493	-	-
<i>Arteche</i>	1,187	-	4,692	-	-
<i>Dolores</i>	1,504	-	5,604	-	-
<i>Jipapad</i>	375	-	708	-	-
<i>Maslog</i>	261	-	1,044	-	-
<i>Sulat</i>	107	-	445	-	-
Northern Samar	27,116	4,531	115,991	18,898	
<i>Biri</i>	180	-	720	-	-
<i>Bobon</i>	1,826	-	7,319	-	-
<i>Capul</i>	1	-	3	-	-
<i>Catarman</i>	2,558	2,558	10,392	10,392	10,392
<i>Lope de Vega</i>	178	-	622	-	-
<i>Mondragon</i>	3,048	-	12,192	-	-
<i>Rosario</i>	2,279	-	9,116	-	-

REGION / PROVINCE / MUNICIPALITY	NUMBER OF DISPLACED			
	TOTAL			
	Families		Persons	
	CUM	NOW	CUM	NOW
San Jose	1,739	-	6,721	-
San Vicente	6	-	11	-
Victoria	4	-	16	-
Catubig	5,316	-	25,992	-
Gamay	187	-	642	-
Laoang	1,341	-	7,031	-
Lapinig	3,308	-	13,119	-
Las Navas	68	-	269	-
Palapag	1,672	-	6,183	-
Pambujan	28	-	117	-
San Roque	1,973	1,973	8,506	8,506
Silvino Lobos	1,404	-	7,020	-
Western Samar	3,109	895	10,956	3,030
San Jorge	2,193	-	7,821	-
Santa Margarita	895	895	3,030	3,030
City of Catbalogan	21	-	105	-
Southern Leyte	6	6	18	18
Bontoc	6	6	18	18
REGION X	394	-	1,311	-
Bukidnon	207	-	575	-
City of Valencia	207	-	575	-
Misamis Occidental	187	-	736	-
Ozamis City	165	-	664	-
Tangub City	22	-	72	-

Note: Ongoing assessment and validation being conducted.

Source: DSWD FOs

Annex E. Number of Damaged Houses

REGION / PROVINCE / MUNICIPALITY	NO. OF DAMAGED HOUSES		
	Total	Totally	Partially
GRAND TOTAL	312	60	252
REGION V	1	-	1
Camarines Norte	1	-	1

REGION / PROVINCE / MUNICIPALITY	NO. OF DAMAGED HOUSES		
	Total	Totally	Partially
<i>Jose Panganiban</i>	1	-	1
REGION VI	2	1	1
Aklan	2	1	1
<i>Altavas</i>	2	1	1
REGION VIII	309	59	250
Eastern Samar	1	1	-
<i>Oras</i>	1	1	-
Northern Samar	302	58	244
<i>Capul</i>	4	-	4
<i>Lope de Vega</i>	4	4	-
<i>Laoang</i>	17	1	16
<i>Pambujan</i>	1	1	-
<i>San Roque</i>	276	52	224
Southern Leyte	6	-	6
<i>Bontoc</i>	6	-	6

Note: Ongoing assessment and validation being conducted.

Source: DSWD FOs

Annex F. Cost of Assistance Provided to Affected Families / Persons

REGION / PROVINCE / MUNICIPALITY	COST OF ASSISTANCE				
	DSWD	LGU	NGOs	OTHERS	GRAND TOTAL
GRAND TOTAL	145,336,473.99	1,355,136.00	-	194,523.85	146,886,133.84
REGION V	32,314,598.32	251,960.00	-	-	32,566,558.32
Albay	432,000.00	-	-	-	432,000.00
<i>Legazpi City</i>	432,000.00	-	-	-	432,000.00
Camarines Norte	5,466,121.64	-	-	-	5,466,121.64
<i>Daet</i>	258,515.00	-	-	-	258,515.00
<i>Paracale</i>	1,807,182.00	-	-	-	1,807,182.00
<i>Talisay</i>	442,592.64	-	-	-	442,592.64
<i>Vinzons</i>	2,957,832.00	-	-	-	2,957,832.00
Camarines Sur	19,316,328.28	251,960.00	-	-	19,568,288.28
<i>Calabanga</i>	-	251,000.00	-	-	251,000.00
<i>Caramoan</i>	4,296,985.06	-	-	-	4,296,985.06
<i>Lupi</i>	2,052,708.32	-	-	-	2,052,708.32
<i>Magarao</i>	125,160.00	-	-	-	125,160.00

REGION / PROVINCE / MUNICIPALITY	COST OF ASSISTANCE				
	DSWD	LGU	NGOs	OTHERS	GRAND TOTAL
<i>Pasacao</i>	7,203.00	960.00	-	-	8,163.00
<i>Ragay</i>	4,330,286.00	-	-	-	4,330,286.00
<i>Sagñay</i>	1,420,000.00	-	-	-	1,420,000.00
<i>San Jose</i>	3,114,685.90	-	-	-	3,114,685.90
<i>Sipocot</i>	1,652,400.00	-	-	-	1,652,400.00
<i>Tinambac</i>	2,316,900.00	-	-	-	2,316,900.00
Catanduanes	3,397,103.01	-	-	-	3,397,103.01
<i>Bagamanoc</i>	1,158,450.00	-	-	-	1,158,450.00
<i>San Miguel</i>	1,160,800.00	-	-	-	1,160,800.00
<i>Viga</i>	1,077,853.01	-	-	-	1,077,853.01
Masbate	860,478.00	-	-	-	860,478.00
<i>Mobo</i>	334,945.00	-	-	-	334,945.00
<i>Uson</i>	525,533.00	-	-	-	525,533.00
Sorsogon	2,842,567.39	-	-	-	2,842,567.39
<i>Donsol</i>	240,100.00	-	-	-	240,100.00
<i>Irosin</i>	357,051.37	-	-	-	357,051.37
<i>Juban</i>	134,100.00	-	-	-	134,100.00
<i>Matnog</i>	1,567,176.02	-	-	-	1,567,176.02
<i>Prieto Diaz</i>	439,080.00	-	-	-	439,080.00
<i>Santa Magdalena</i>	105,060.00	-	-	-	105,060.00
REGION VI	6,768,605.21	84,720.00	-	194,523.85	7,047,849.06
Aklan	420,290.00	35,000.00	-	-	455,290.00
<i>Altavas</i>	348,740.00	-	-	-	348,740.00
<i>Balete</i>	71,550.00	-	-	-	71,550.00
<i>Kalibo</i>	-	35,000.00	-	-	35,000.00
Antique	134,647.89	-	-	-	134,647.89
<i>Culasi</i>	134,647.89	-	-	-	134,647.89
Capiz	5,606,519.19	49,720.00	-	194,523.85	5,850,763.04
<i>Cuartero</i>	618,335.15	46,200.00	-	-	664,535.15
<i>Dao</i>	461,900.00	-	-	-	461,900.00
<i>Jamindan</i>	1,197,783.00	-	-	-	1,197,783.00
<i>Mambusao</i>	877,923.00	-	-	-	877,923.00
<i>Panay</i>	468,253.11	3,520.00	-	-	471,773.11
<i>Panitan</i>	180,870.00	-	-	78,907.53	259,777.53
<i>Pontevedra</i>	505,400.00	-	-	-	505,400.00

REGION / PROVINCE / MUNICIPALITY	COST OF ASSISTANCE				GRAND TOTAL
	DSWD	LGU	NGOs	OTHERS	
<i>Sigma</i>	1,284,508.93	-	-	115,616.32	1,400,125.25
<i>Tapaz</i>	11,546.00	-	-	-	11,546.00
Iloilo	607,148.13	-	-	-	607,148.13
<i>Balasan</i>	10,048.35	-	-	-	10,048.35
<i>San Dionisio</i>	597,099.78	-	-	-	597,099.78
REGION VII	2,982,899.00	44,456.00	-	-	3,027,355.00
Bohol	152,400.00	-	-	-	152,400.00
<i>Pres. Carlos P. Garcia (Pitogo)</i>	152,400.00	-	-	-	152,400.00
Cebu	2,830,499.00	44,456.00	-	-	2,874,955.00
<i>Catmon</i>	187,299.00	44,456.00	-	-	231,755.00
<i>Madridejos</i>	2,643,200.00	-	-	-	2,643,200.00
REGION VIII	103,270,371.46	-	-	-	103,270,371.46
Biliran	71,051.60	-	-	-	71,051.60
<i>Naval</i>	71,051.60	-	-	-	71,051.60
Eastern Samar	12,345,062.58	-	-	-	12,345,062.58
<i>Arteche</i>	3,406,658.38	-	-	-	3,406,658.38
<i>Dolores</i>	2,351,790.00	-	-	-	2,351,790.00
<i>Jipapad</i>	2,114,239.50	-	-	-	2,114,239.50
<i>Maslog</i>	1,175,895.00	-	-	-	1,175,895.00
<i>Oras</i>	3,296,479.70	-	-	-	3,296,479.70
Northern Samar	84,491,690.44	-	-	-	84,491,690.44
<i>Biri</i>	783,930.00	-	-	-	783,930.00
<i>Bobon</i>	4,599,185.00	-	-	-	4,599,185.00
<i>Capul</i>	783,930.00	-	-	-	783,930.00
<i>Catarman</i>	20,596,362.23	-	-	-	20,596,362.23
<i>Lavezares</i>	705,600.00	-	-	-	705,600.00
<i>Lope de Vega</i>	2,731,250.00	-	-	-	2,731,250.00
<i>Mondragon</i>	10,851,275.00	-	-	-	10,851,275.00
<i>Rosario</i>	3,318,875.00	-	-	-	3,318,875.00
<i>San Antonio</i>	783,930.00	-	-	-	783,930.00
<i>San Isidro</i>	46,251.87	-	-	-	46,251.87
<i>San Jose</i>	1,086,875.00	-	-	-	1,086,875.00
<i>San Vicente</i>	533,000.00	-	-	-	533,000.00
<i>Victoria</i>	165,625.00	-	-	-	165,625.00
<i>Catubig</i>	4,059,000.00	-	-	-	4,059,000.00



REGION / PROVINCE / MUNICIPALITY	COST OF ASSISTANCE				GRAND TOTAL
	DSWD	LGU	NGOs	OTHERS	
<i>Gamay</i>	1,146,865.50	-	-	-	1,146,865.50
<i>Laoang</i>	7,118,022.84	-	-	-	7,118,022.84
<i>Lapinig</i>	1,235,680.00	-	-	-	1,235,680.00
<i>Las Navas</i>	1,235,680.00	-	-	-	1,235,680.00
<i>Mapanas</i>	1,390,140.00	-	-	-	1,390,140.00
<i>Palapag</i>	4,026,300.00	-	-	-	4,026,300.00
<i>Pambujan</i>	5,754,210.00	-	-	-	5,754,210.00
<i>San Roque</i>	9,771,913.00	-	-	-	9,771,913.00
<i>Silvino Lobos</i>	1,767,790.00	-	-	-	1,767,790.00
Western Samar	6,359,386.84	-	-	-	6,359,386.84
<i>Calbayog City</i>	1,036,000.00	-	-	-	1,036,000.00
<i>Gandara</i>	1,400,000.00	-	-	-	1,400,000.00
<i>Matuquiniao</i>	1,086,763.00	-	-	-	1,086,763.00
<i>San Jorge</i>	1,693,653.90	-	-	-	1,693,653.90
<i>Santa Margarita</i>	1,142,969.94	-	-	-	1,142,969.94
Southern Leyte	3,180.00	-	-	-	3,180.00
<i>Bontoc</i>	3,180.00	-	-	-	3,180.00
REGION X	-	974,000.00	-	-	974,000.00
Bukidnon	-	124,000.00	-	-	124,000.00
<i>City of Valencia</i>	-	124,000.00	-	-	124,000.00
Misamis Occidental	-	850,000.00	-	-	850,000.00
<i>Ozamis City</i>	-	850,000.00	-	-	850,000.00

Source: DSWD FOs

Annex G. Photo Documentation

29 NOV 2023

DSWD Field Office V unloads family food packs (FFPs) from the National Resource Operations Center (NROC) to the DSWD Bicol Regional Warehouse in Bogtong, Legazpi City, Albay as augmentation support and for distribution to the families in the Region who have been affected by the effects of Low Pressure Area (LPA) and Shear Line.



29 NOV 2023

DSWD Field Office V distributes family food packs (FFPs) to the fisherfolks and farmers in the Municipalities of Paracele, San Jose, and Sipocot in Camarines Norte who have been affected by the effects of Low Pressure Area (LPA) and Shear Line.



**28
NOV
2023**

DSWD Field Office VIII, together with Northern Samar Governor Edwin Marino C. Ongchuan, conducts a coordination meeting to discuss additional assistance through Emergency Cash Transfer (ECT) for the families in the Province who have been affected by the effects of a Low Pressure Area (LPA) and Shear Line.



The Disaster Response Operations Monitoring and Information Center (DROMIC) of DSWD-DRMB is closely coordinating with the concerned DSWD FOs for significant disaster response updates and assistance provided.

Prepared by:

**PRINCE A. LEE
JANILYN D. PATALAN
JEM ERIC F. FAMORCAN
AARON JOHN B. PASCUA**

Released by:

MARC LEO L. BUTAC