

## DSWD DROMIC Report #218 on Kanlaon Volcano Eruption as of 31 May 2025, 6AM

### I. Situation Overview

- As of **31 May 2025**, Kanlaon Volcano remains under **Alert Level 3 (magmatic unrest)** which means that the volcano is in a state of magmatic unrest, with currently increased chances of **short-lived moderately explosive eruptions** that could generate **life-threatening volcanic hazards**. It is recommended that **communities within a 6-km radius from the summit crater remain evacuated** due to the danger of pyroclastic density currents (PDCs), ballistic projectiles, ashfall, rockfall and other related hazards. Communities that experience ashfall must take all necessary precautions and use protective masks or wet cloth to prevent ash inhalation, with special attention given to vulnerable persons including the elderly, persons with respiratory or cardio-vascular diseases, expecting mothers and infants. Local Government Units (LGUs) must continue to prepare their communities within the PDC hazard zone for subsequent evacuation in case unrest further escalates and hazardous worst-case explosive eruption becomes imminent. Increased vigilance against potential syn-eruption lahars and sediment-laden streamflows in channels draining the edifice is strongly advised should intense rains occur during eruptive unrest. Civil aviation authorities must also advise pilots to avoid flying close to the volcano's summit as ash from any sudden eruption can be hazardous to aircraft.
- On 13 May 2025 at 02:55 AM, a **moderately explosive eruption** occurred at the summit crater of Kanlaon Volcano that lasted five (5) minutes based on seismic and infrasound data. The eruption generated a greyish voluminous plume that rose approximately 4.5 kilometers above the vent before drifting to the southwest. Audible rumbling sounds of the eruption were reported in Brgy. Pula, Canlaon City, Negros Oriental and La Castellana, Negros Occidental. Incandescent PDCs descended the southern slopes within approximately two (2) kilometers of the crater based on visual and thermal camera monitoring. Large ballistic fragments were also observed to have been thrown around the crater within a few hundred meters and caused burning of vegetation near the volcano summit. Thin ashfall has been reported in the following localities of Negros Occidental: La Carlota City– Brgys. Cubay, San Miguel, Yubo and Ara-al; Bago City– Brgys. Ilijan and Binubuhan; and La Castellana– Brgys. Biak-na-Bato, Sag-ang, and Mansalanao.
- On 08 April 2025 at 05:51 AM, a moderately explosive eruption occurred at the summit crater of Kanlaon Volcano that lasted 56 minutes based on seismic and visual recordings. The eruption generated a gray voluminous plume that slowly rose to 4,000 meters above the vent before bending and drifting west and southwest. Audible rumbling sounds of the eruption were reported in Brgys. Biak-na-Bato and Sag-ang, La Castellana, Negros Occidental and Brgy. Pula, Canlaon City, Negros Oriental. PDCs descended the southern slopes within a kilometer of the crater, in the jurisdiction of La Castellana, based on visual and thermal camera monitoring. Large ballistic fragments were also observed to have been thrown around the crater within a few hundred meters and caused burning

of vegetation near the volcano summit. Thin ashfall has been reported in the following localities of Negros Occidental: La Carlota City– Brgys. Roberto Salas Benedicto, La Granja, Nagasi, Yubo, Ara-al, San Miguel and Cubay; Bago City– Brgys. Mailum, Ilijan, and Binubuhan; and La Castellana– Brgys. Sag-ang and Mansalanao. Sulfurous fumes were also experienced strongly in Brgy. Cubay, La Carlota City and faintly as far as the Municipality of Hinigaran, Negros Occidental.

- On 15 February 2025 at 2:32 PM, an episode of significant emission occurred from the summit crater of Kanlaon Volcano. The emission lasted for eight (8) minutes based on the seismic record and generated a plume that rose 1,500 meters above the crater before drifting to the west-northwest. Ashfall and sulfurous smells were reported in several localities of Bago City, Negros Occidental.
- On 11 January 2025 at 1:00 PM, a pronounced inflation or swelling of the middle to upper portion of the eastern edifice was observed. Electronic tilt was recorded at 1,056 m elevation on the eastern flank of the volcano showing an abrupt and sharp increase in inflationary tilt since 10 January 2025, indicating a sudden pressurization within the upper portions of the edifice. The overall parameters may indicate that the shallow magma conduit of the volcano is undergoing pressurization that may lead to an eruption.
- On 23 December 2024 at 12:30 PM, an increase in volcanic ash emission at the Kanlaon Volcano was observed. At 11:45 AM, dark ash began issuing from the summit of Kanlaon Volcano accompanied by a weak low frequency volcanic earthquake. This has produced a dark plume roughly 1.2 kilometers tall that is drifting to the northwest. Ash emission has been ongoing and ashfall is expected to fall over communities of Negros Occidental northwest to west of the volcano. All other parameters of the volcano remain elevated but are generally unchanged.
- On 09 December 2024 at 3:03 PM, Alert Level 3 was raised from Alert Level 2 after an explosive eruption that occurred at the summit vent of the Kanlaon Volcano. The eruption produced a voluminous plume that rapidly rose to 3,000 meters above the vent and drifted west-southwest. PDCs descended the slopes on the general southeastern edifice based on IP and thermal camera monitors.
- The raising of the Alert Level of Kanlaon Volcano from Alert Level 2 (increasing unrest) to Alert Level 3 (magmatic unrest) means that a magmatic eruption has begun and may progress to further explosive eruptions. All LGUs are advised to evacuate the 6-km radius from the summit of the volcano and must be prepared for additional evacuation if activity warrants.

*Source: DOST-PHIVOLCS*



## V. Cost of Humanitarian Assistance Provided

A total of **₱286,063,578.86** worth of assistance was provided to the affected families; of which, **₱181,525,479.03** from **DSWD**, **₱32,430,293.59** from the **LGUs**, **₱33,651,112.24** from **Non-Government Organizations (NGOs)**, and **₱38,456,694.00** from **other Partners** (see Annex H).

## VI. Response Actions and Interventions

### a. Standby Funds and Prepositioned Relief Stockpile

| OFFICE      | STANDBY FUNDS  | STOCKPILE         |                  |                                      | TOTAL STANDBY FUNDS & STOCKPILE |
|-------------|----------------|-------------------|------------------|--------------------------------------|---------------------------------|
|             |                | FAMILY FOOD PACKS |                  | OTHER FOOD AND NON-FOOD ITEMS (FNIs) |                                 |
|             |                | QUANTITY          | TOTAL COST       |                                      |                                 |
| TOTAL       | 368,379,932.01 | 2,894,864         | 1,946,044,161.15 | 921,085,945.26                       | 3,235,510,038.42                |
| DSWD CO     | 320,379,932.01 | -                 | -                | -                                    | 320,379,932.01                  |
| NRLMB NROC  | -              | 419,261           | 268,518,808.75   | 57,960,219.96                        | 326,479,028.71                  |
| NRLMB VDRC  | -              | 294,365           | 185,868,554.18   | 55,509,015.57                        | 241,377,569.75                  |
| DSWD FO VI  | 3,000,000.00   | 159,897           | 100,705,709.52   | 40,538,781.60                        | 144,244,491.12                  |
| DSWD FO VII | 3,000,000.00   | 115,078           | 69,667,646.01    | 57,978,351.15                        | 130,645,997.16                  |
| OTHER FOs   | 42,000,000.00  | 1,906,263         | 1,321,283,442.69 | 709,099,576.98                       | 2,072,383,019.67                |

Note: The Inventory Summary is as of 31 May 2025, 4AM.

Source: DSWD-DRMB and DSWD-NRLMB

#### 1. Standby Funds

- ₱320.38 million Quick Response Fund (QRF) available at the DSWD Central Office.
- ₱6 million available at DSWD Field Offices (FOs) VI and VII.
- ₱42 million available in other DSWD FOs, which may support the relief needs of the families affected by the Kanlaon Volcano eruption through inter-FO augmentation.

#### 2. Prepositioned FFPs and Other Relief Items

- 713,626 FFPs available in Disaster Response Centers; of which, 419,261 FFPs are at the National Resource Operations Center (NROC), Pasay City and 294,365 FFPs are at the Visayas Disaster Resource Center (VDRC), Mandaue City.
- 274,975 FFPs available at DSWD FOs VI and VII.
- 1,906,263 FFPs available in other DSWD FOs, which may support the relief needs of the families affected by the Kanlaon Volcano eruption through inter-FO augmentation.
- ₱921.09 million worth of other FNIs available at NROC, VDRC, and DSWD FO warehouses.

### b. Food and Non-food Items (FNIs)

#### DSWD FO VI

| DATE        | ACTIVITIES  |
|-------------|---|
| 26 May 2025 | <ul style="list-style-type: none"> <li>• DSWD FO VI distributed additional FFPs to the affected families in La Castellana, Negros Occidental.</li> </ul>    |
| 22 May 2025 | <ul style="list-style-type: none"> <li>• DSWD FO VI distributed FFPs to the affected families in Bago City and La Castellana, Negros Occidental.</li> </ul> |

| DATE        | ACTIVITIES  |
|-------------|---|
| 21 May 2025 | <ul style="list-style-type: none"> <li>DSWD FO VI distributed FFPs to the affected families in La Castellana, Negros Occidental.</li> </ul>   |
| 19 May 2025 | <ul style="list-style-type: none"> <li>DSWD FO VI distributed FFPs to the affected families in La Carlota City, Negros Occidental.</li> </ul> |
| 15 May 2025 | <ul style="list-style-type: none"> <li>DSWD FO VI distributed FNIs to the affected families in Murcia, Negros Occidental.</li> </ul>          |
| 09 May 2025 | <ul style="list-style-type: none"> <li>DSWD FO VI distributed FFPs to the affected families in La Carlota City, Negros Occidental.</li> </ul> |
| 03 May 2025 | <ul style="list-style-type: none"> <li>DSWD FO VI distributed FFPs to the affected families in La Castellana, Negros Occidental.</li> </ul>   |

### DSWD FO VII

| DATE        | ACTIVITIES   |
|-------------|--|
| 30 May 2025 | <ul style="list-style-type: none"> <li>DSWD FO VII distributed FFPs to displaced families at Camps 2, 3, and 6 in Canlaon City.</li> </ul>   |
| 29 May 2025 | <ul style="list-style-type: none"> <li>DSWD FO VII facilitated the provision of FFPs to displaced families at Camps 5, 8, and 9 in Canlaon City.</li> </ul>  |
| 27 May 2025 | <ul style="list-style-type: none"> <li>The Camp Management Committee (CMC) of LGU Canlaon City facilitated the distribution of food packs to displaced families and individuals across all open camps.</li> </ul>  |
| 24 May 2025 | <ul style="list-style-type: none"> <li>The camp personnel of the Provincial Government of Negros Oriental facilitated the distribution of hygiene kits donated by stakeholders to the displaced families and individuals across all open camps in Canlaon City.</li> </ul>   |
| 21 May 2025 | <ul style="list-style-type: none"> <li>The CMC of LGU Canlaon City facilitated the distribution of food rations, purified drinking water, and firewood across all open camps.</li> </ul>   |
| 19 May 2025 | <ul style="list-style-type: none"> <li>The Office of Civil Defence (OCD), in coordination with the Local Disaster Risk Reduction and Management Office (LDRRMO) of LGU Canlaon City, facilitated the provision of sacks of rice to displaced families and individuals across all open camps. Moreover, the CMC of LGU Canlaon City coordinated the distribution of food rations and drinking water.</li> </ul> |
| 16 May 2025 | <ul style="list-style-type: none"> <li>DSWD FO VII, in coordination with the camp personnel of PLGU Negros Oriental, facilitated the provision of additional FFPs to the affected families and individuals at Camps 1 and 2 in Canlaon City.</li> </ul>  |
| 15 May 2025 | <ul style="list-style-type: none"> <li>DSWD FO VII, in coordination with the camp personnel of PLGU Negros Oriental, facilitated the provision of additional FFPs to the displaced families and individuals in Canlaon City.</li> </ul>  |
| 03 May 2025 | <ul style="list-style-type: none"> <li>DSWD FO VII facilitated the provision of laminated sacks at Camp 6 in Canlaon City to serve as additional roofing for the shelter tents.</li> </ul>   |
| 02 May 2025 | <ul style="list-style-type: none"> <li>DSWD FO VII facilitated the delivery and distribution of FFPs at Camp 1 in Canlaon City.</li> </ul>   |

### c. Camp Coordination and Camp Management (CCCM)

#### DSWD FO VI

| DATE          | ACTIVITIES  |
|---------------|---|
| 30 April 2025 | <ul style="list-style-type: none"> <li>DSWD Field Office VI received a mobile water treatment from the DSWD Disaster Response Management Group (DRMG) to strengthen its disaster response efforts, particularly in areas affected by the recent Kanlaon Volcano ash emissions.</li> </ul> |
| 24 March 2025 | <ul style="list-style-type: none"> <li>DSWD FO VI conducted a visit to the EC in San Carlos City, Negros Occidental and held a coordination meeting with the</li> </ul>   |



| DATE | ACTIVITIES  |
|------|---|
|      | <p>Camp Management Team to assess the availability of essential facilities and ensure the protection of Internally Displaced Persons (IDPs).</p> <ul style="list-style-type: none"> <li>DSWD FO VI conducted a visit to the municipal EC in Murcia, Negros Occidental to assess the availability of essential facilities, including the community kitchen and washrooms.</li> </ul> |

#### DSWD FO VII

| DATE        | ACTIVITIES   |
|-------------|--|
| 25 May 2025 | <ul style="list-style-type: none"> <li>The LDRRMO responders of LGU Canlaon City, along with other stakeholders, facilitated the installation of laminated sacks at Camps 2 and 5 as additional roofing for the shelter tents.</li> </ul>  |
| 23 May 2025 | <ul style="list-style-type: none"> <li>The Bureau of Fire Protection (BFP) refilled all empty containers and water tanks across all open camps in Canlaon City.</li> </ul>   |
| 18 May 2025 | <ul style="list-style-type: none"> <li>The BFP facilitated a water purification activity at Camp 5 in Canlaon City to provide clean and safe drinking and bathing water, aiming to prevent waterborne diseases and protect public health.</li> </ul>   |
| 17 May 2025 | <ul style="list-style-type: none"> <li>The camp personnel of PLGU Negros Oriental assisted in the repacking of soaps and detergents for distribution across open camps in Canlaon City.</li> </ul>   |
| 15 May 2025 | <ul style="list-style-type: none"> <li>The camp personnel of PLGU Negros Oriental continuously implemented the four o'clock clean-up drive to maintain cleanliness and orderliness across all camps in Canlaon City.</li> </ul>  |
| 08 May 2025 | <ul style="list-style-type: none"> <li>The LDRRMO of LGU Canlaon City, together with other stakeholders, facilitated the installation of laminated sacks as a canopy for the community kitchen at Camp 3. They also assisted in cutting firewood to ensure a continuous and reliable supply for the community kitchens across all open camps.</li> <li>DSWD FO VII, in coordination with Canlaon City's Incident Management Team, held a meeting to address health and safety concerns of IDPs and responders. The discussion centered on enhancing operational planning, reinforcing health protocols, ensuring ongoing medical support, and maintaining safe camp conditions.</li> </ul> |
| 03 May 2025 | <ul style="list-style-type: none"> <li>The LDRRMO of LGU Canlaon City, in coordination with other stakeholders, facilitated the reinstallation of laminated sacks used as shelter coverings in Canlaon City.</li> </ul>  |
| 02 May 2025 | <ul style="list-style-type: none"> <li>The LDRRMO of LGU Canlaon City, in coordination with other stakeholders, facilitated the reinstallation of laminated sacks used as shelter coverings at Camp 6 in Canlaon City.</li> </ul>  |
| 01 May 2025 | <ul style="list-style-type: none"> <li>The LDRRMO of LGU Canlaon City, in coordination with other stakeholders, assisted in repairing the lavatory at Camp 6 and supported the electrical team with the installation of lights for the shelter tent at Camp 5 in Canlaon City.</li> </ul>  |

#### d. Internally Displaced Person (IDP) Protection

##### DSWD FO VI

| DATE          | ACTIVITIES  |
|---------------|---|
| 24 March 2025 | <ul style="list-style-type: none"> <li>DSWD FO VI conducted site visit in San Carlos City, Negros Occidental to identify needs and gaps in services to the IDPs displaced.</li> </ul> |
| 20 March 2025 | <ul style="list-style-type: none"> <li>DSWD FO VI continuously monitored the situation of IDPs in La Carlota City and La Castellana, Negros Occidental.</li> </ul>                    |

## DSWD FO VII

| DATE           | ACTIVITIES  |
|----------------|---|
| 23 May 2025    | <ul style="list-style-type: none"> <li>The camp personnel of PLGU Negros Oriental assisted in the preparation and packing of food meals for the IDPs attending the launch of the Technical Education And Skills Development Authority (TESDA) - Negros Island Region (NIR) Skills Training Program for Kanlaon IDPs, while the Barangay Disaster Risk Reduction and Management Committee (BDRRMC) facilitated the transport of IDPs from the camps to Canlaon City Sports and Cultural Center for the TESDA National Certificate (NC) I / NC II Training Programs.</li> <li>The staff of PLGU Negros Oriental conducted the <i>Kalalakin-ang Tinud-anay sa Ilang Responsibilidad ug Obligasyon sa Pamilya (KATROPA)</i> Training for IDPs at Camp 1 in Canlaon City. The training aimed to promote responsible fatherhood, gender sensitivity, and the strengthening of family values.</li> </ul> |
| 21 May 2025    | <ul style="list-style-type: none"> <li>The camp personnel of PLGU Negros Oriental hosted a women-friendly space (WFS) activity to promote emotional well-being and foster a sense of community at Camp 5 in Canlaon City.</li> <li>The Department of Health (DOH) conducted a blood sugar testing activity for IDPs at Camp 1 in Canlaon City. This initiative aimed to promote health awareness and support the early detection of diabetes.</li> </ul>  |
| 18 May 2025    | <ul style="list-style-type: none"> <li>The Integrated Provincial Health Office (IPHO) conducted a medical consultation at Camp 8 in Canlaon City, focusing on addressing common health concerns among IDPs. Blood pressure monitoring was also conducted as part of routine health checks.</li> </ul>   |
| 17 May 2025    | <ul style="list-style-type: none"> <li>The City Social Welfare and Development Office (CSWDO) of LGU Canlaon City, in coordination with the personnel from PLGU Negros Oriental, facilitated a child-focused session at Camp 5. The activity aimed to teach displaced children moral values, including the importance of obedience, prayer, and learning about God's word.</li> </ul>   |
| 15 May 2025    | <ul style="list-style-type: none"> <li>The CMC of LGU Canlaon City continued to provide essential health and nutrition support and services to the displaced families and individuals.</li> </ul>   |
| 07 May 2025    | <ul style="list-style-type: none"> <li>The camp personnel of PLGU Negros Oriental facilitated a discussion on child protection, rights and parental responsibilities in ensuring the welfare of the displaced children at Camp 5 in Canlaon City.</li> </ul>  |
| 05 May 2025    | <ul style="list-style-type: none"> <li>DSWD FO VII conducted several activities for displaced children at Camp 8 in Canlaon City.</li> <li>DSWD FO VII conducted a recycling activity to promote environmental awareness for IDPs at Camp 5 in Canlaon City.</li> </ul>   |
| 04 May 2025    | <ul style="list-style-type: none"> <li>DSWD FO VII conducted a sports game to promote physical well being for IDPs at Camp 8 in Canlaon City.</li> <li>DSWD FO VII facilitated the initial checkups for IDPs with medical needs at Camp 2 in Canlaon City.</li> </ul>   |
| 01-02 May 2025 | <ul style="list-style-type: none"> <li>DSWD FO VII conducted teenage pregnancy sessions to raise awareness and promote informed decision-making among young IDPs at Camps 2 and 3 in Canlaon City.</li> </ul>   |

## e. Other Activities

### DSWD Disaster Response Management Group (DRMG)

| DATE        | ACTIVITIES  |
|-------------|---|
| 31 May 2025 | <ul style="list-style-type: none"> <li>Disaster Response Management Bureau (DRMB) closely coordinated and collaborated with the DSWD FOs and other concerned Offices / Bureaus / Sections / Units (OBSUs) to monitor and oversee the release of FFPs to the affected LGUs intended for distribution to the families affected by the Kanlaon Volcano eruption.</li> <li>DRMB actively coordinates with the DSWD FOs to ensure the implementation of effective disaster response activities.</li> <li>DRMB maintains close collaboration with the Department of Science and Technology – Philippine Institute of Volcanology and Seismology (DOST-PHIVOLCS) for significant updates on the Kanlaon Volcano eruption.</li> <li>All members of the DRMB QRT and emergency equipment are on standby and ready for deployment.</li> <li>DRMB through the DSWD Disaster Response Command Center (DRCC) closely coordinates with the National Disaster Risk Reduction and Management Operations Center (NDRRMOC) and other concerned offices for significant updates and other related information on the Kanlaon Volcano eruption.</li> <li>The National Resource and Logistics Management Bureau (NRLMB) ensures the replenishment and availability of FNIs for resource augmentation to DSWD FOs as needed.</li> </ul> |
| 09 May 2025 | <ul style="list-style-type: none"> <li>DRMB, in coordination with FO VI, conducted a three-day technical assistance activity and orientation on the operation, management, and maintenance of the DSWD Mobile Kitchen in La Castellana, Negros Occidental.</li> </ul>   |
| 06 May 2025 | <ul style="list-style-type: none"> <li>DRMB, in coordination with FO VI and in collaboration with technical experts from Water Engineering Technology (WET) industries, conducted a two-day technical orientation on the use of the Mobile Water Treatment Unit and Water Tanker Truck in La Carlota City, Negros Occidental.</li> </ul>  |

### DSWD FO VI

| DATE        | ACTIVITIES  |
|-------------|---|
| 26 May 2025 | <ul style="list-style-type: none"> <li>DSWD FO VI closely coordinated with the affected LGUs in the Province of Negros Occidental as well as other relevant offices to provide timely interventions and critical updates.</li> </ul>  |
| 15 May 2025 | <ul style="list-style-type: none"> <li>DSWD FO VI inspected the agency's water treatment and water tanker units as part of its logistical disaster response and preparedness in La Carlota City.</li> <li>DSWD FO VI distributed financial assistance through Emergency Cash Transfer (ECT) to the families affected by Kanlaon Volcanic Eruption.</li> </ul> |

### DSWD FO VII

| DATE        | ACTIVITIES  |
|-------------|---|
| 28 May 2025 | <ul style="list-style-type: none"> <li>DSWD FO VII, LGU Canlaon City, and OCD conducted a site inspection at the proposed EC in Brgy. Binlabagan, which will serve as an alternative evacuation area for IDPs, as schools can no longer accommodate them with the upcoming start of classes.</li> </ul> |



| DATE        | ACTIVITIES  |
|-------------|---|
| 18 May 2025 | <ul style="list-style-type: none"> <li>The Provincial Social Welfare and Development Office (PSWDO) of Negros Oriental visited the camps to show continued support, engage with camp personnel, and gather updates on camp operations.</li> </ul>   |
| 17 May 2025 | <ul style="list-style-type: none"> <li>The LDRRMO responders of LGU Canlaon City, together with other stakeholders, conducted a field assessment of schools around Canlaon City that may serve as possible relocation sites for IDPs outside the Permanent Danger Zone.</li> </ul>  |
| 13 May 2025 | <ul style="list-style-type: none"> <li>DSWD VII, through the Disaster Response Management Division (DRMD) and City/Municipal Action Team (C/MAT) camp monitors, maintained close coordination with LGU Canlaon City to ensure the efficient delivery of assistance and timely submission of reports.</li> </ul>   |
| 08 May 2025 | <ul style="list-style-type: none"> <li>DSWD VII, through the LGU of Canlaon City, held a meeting to address health and safety concerns of IDPs.</li> </ul>  |
| 03 May 2025 | <ul style="list-style-type: none"> <li>DSWD FO VII closely coordinated with LGU Canlaon City as well as other concerned offices to provide timely interventions and critical updates. They also facilitated additional relief requests to ensure continued support for those affected families and individuals.</li> <li>DSWD FO VII ensured the availability of FNIs.</li> </ul> |

## Annexes

### Annex A. Number of Affected Families / Persons

| REGION / PROVINCE / MUNICIPALITY | NUMBER OF AFFECTED |               |               |
|----------------------------------|--------------------|---------------|---------------|
|                                  | Barangays          | Families      | Persons       |
| <b>GRAND TOTAL</b>               | <b>30</b>          | <b>23,539</b> | <b>92,225</b> |
| <b>REGION VI</b>                 | <b>25</b>          | <b>18,809</b> | <b>68,588</b> |
| <b>Negros Occidental</b>         | <b>25</b>          | <b>18,809</b> | <b>68,588</b> |
| <i>Bago City</i>                 | 5                  | 5,087         | 24,207        |
| <i>La Carlota City</i>           | 6                  | 7,803         | 26,198        |
| <i>La Castellana</i>             | 9                  | 4,195         | 12,249        |
| <i>Moises Padilla (Magallon)</i> | 1                  | 4             | 36            |
| <i>Murcia</i>                    | 1                  | 594           | 2,508         |
| <i>Pontevedra</i>                | 2                  | 246           | 722           |
| <i>San Carlos City</i>           | 1                  | 880           | 2,668         |
| <b>REGION VII</b>                | <b>5</b>           | <b>4,730</b>  | <b>23,637</b> |
| <b>Negros Oriental</b>           | <b>5</b>           | <b>4,730</b>  | <b>23,637</b> |
| <i>Canlaon City</i>              | 5                  | 4,730         | 23,637        |

Note: Ongoing assessment and validation.

Source: DSWD FOs

### Annex B. Number of Displaced Families / Persons Inside Evacuation Center

| REGION / PROVINCE / MUNICIPALITY | NUMBER OF EVACUATION CENTERS (ECs) |           | NUMBER OF DISPLACED |              |               |              |
|----------------------------------|------------------------------------|-----------|---------------------|--------------|---------------|--------------|
|                                  |                                    |           | INSIDE ECs          |              |               |              |
|                                  |                                    |           | Families            |              | Persons       |              |
|                                  | CUM                                | NOW       | CUM                 | NOW          | CUM           | NOW          |
| <b>GRAND TOTAL</b>               | <b>51</b>                          | <b>20</b> | <b>6,356</b>        | <b>2,451</b> | <b>19,468</b> | <b>7,894</b> |
| <b>REGION VI</b>                 | <b>41</b>                          | <b>13</b> | <b>4,913</b>        | <b>1,684</b> | <b>14,714</b> | <b>5,433</b> |
| <b>Negros Occidental</b>         | <b>41</b>                          | <b>13</b> | <b>4,913</b>        | <b>1,684</b> | <b>14,714</b> | <b>5,433</b> |
| <i>Bago City</i>                 | 14                                 | 1         | 553                 | 22           | 1,896         | 81           |
| <i>La Carlota City</i>           | 7                                  | 4         | 328                 | 320          | 1,135         | 1,115        |
| <i>La Castellana</i>             | 13                                 | 8         | 3,566               | 1,342        | 10,131        | 4,237        |
| <i>Moises Padilla (Magallon)</i> | 1                                  | -         | 4                   | -            | 36            | -            |
| <i>Murcia</i>                    | 3                                  | -         | 158                 | -            | 591           | -            |
| <i>Pontevedra</i>                | 2                                  | -         | 245                 | -            | 720           | -            |
| <i>San Carlos City</i>           | 1                                  | -         | 59                  | -            | 205           | -            |
| <b>REGION VII</b>                | <b>10</b>                          | <b>7</b>  | <b>1,443</b>        | <b>767</b>   | <b>4,754</b>  | <b>2,461</b> |
| <b>Negros Oriental</b>           | <b>10</b>                          | <b>7</b>  | <b>1,443</b>        | <b>767</b>   | <b>4,754</b>  | <b>2,461</b> |
| <i>Canlaon City</i>              | 10                                 | 7         | 1,443               | 767          | 4,754         | 2,461        |

Note: Ongoing assessment and validation.

Source: DSWD FOs

## Annex C. Sex & Age Distribution of IDPs Inside Evacuation Centers

| REGION / PROVINCE / MUNICIPALITY | SEX & AGE DISTRIBUTION of IDPS INSIDE ECS |        |                       |        |                      |        |                     |        |                   |        |                 |        |                          |        |
|----------------------------------|---|--------|-----------------------|--------|----------------------|--------|---------------------|--------|-------------------|--------|-----------------|--------|--------------------------|--------|
|                                  | INFANT 0-6mos                             |        | TODDLERS 7 mos- 2 y/o |        | PRESCHOOLERS 3-5 y/o |        | SCHOOL AGE 6-12 y/o |        | TEENAGE 13-17 y/o |        | ADULT 18-59 y/o |        | Elderly 60 y/o and above |        |
|                                  | Male                                      | Female | Male                  | Female | Male                 | Female | Male                | Female | Male              | Female | Male            | Female | Male                     | Female |
|                                  | NOW                                       | NOW    | NOW                   | NOW    | NOW                  | NOW    | NOW                 | NOW    | NOW               | NOW    | NOW             | NOW    | NOW                      | NOW    |
| <b>GRAND TOTAL</b>               | 46  | 51     | 169                   | 173    | 267                  | 205    | 670                 | 634    | 482               | 491    | 1,691           | 1,848  | 263                      | 414    |
| <b>REGION VI</b>                 | 41  | 43     | 116                   | 119    | 185                  | 139    | 440                 | 421    | 321               | 341    | 1,084           | 1,242  | 166                      | 285    |
| <b>Negros Occidental</b>         | 41  | 43     | 116                   | 119    | 185                  | 139    | 440                 | 421    | 321               | 341    | 1,084           | 1,242  | 166                      | 285    |
| <i>La Carlota City</i>           | 7   | 1      | 18                    | 19     | 43                   | 11     | 90                  | 79     | 71                | 70     | 312             | 269    | 53                       | 68     |
| <i>La Castellana</i>             | 34  | 42     | 98                    | 100    | 142                  | 128    | 350                 | 342    | 250               | 271    | 772             | 973    | 113                      | 217    |
| <b>REGION VII</b>                | 5   | 8      | 53                    | 54     | 82                   | 66     | 230                 | 213    | 161               | 150    | 607             | 606    | 97                       | 129    |
| <b>Negros Oriental</b>           | 5   | 8      | 53                    | 54     | 82                   | 66     | 230                 | 213    | 161               | 150    | 607             | 606    | 97                       | 129    |
| <i>Canlaon City</i>              | 5   | 8      | 53                    | 54     | 82                   | 66     | 230                 | 213    | 161               | 150    | 607             | 606    | 97                       | 129    |

Note: Annex C reflects the available sex- and age-disaggregated data of the IDPs inside the ECs. The DSWD FOs, in coordination with the affected LGUs, are continuously gathering the disaggregated data of the displaced population inside ECs. With ongoing validation and assessment.

Source: DSWD FOs

## Annex D. Sectoral Distribution of IDPs inside ECs

Annex D1

SECTORAL DISTRIBUTION OF IDPS INSIDE ECS

| REGION / PROVINCE / MUNICIPALITY | SECTORAL DATA of IDPS INSIDE ECS |                   |                     |                      |        |              |        |                       |        |                         |        |                   |        |
|----------------------------------|----------------------------------|-------------------|---------------------|----------------------|--------|--------------|--------|-----------------------|--------|-------------------------|--------|-------------------|--------|
|                                  | PREGNANT                         | LACTATING MOTHERS | CHILD-HEADED FAMILY | SINGLE-HEADED FAMILY |        | SOLO PARENTS |        | PERSONS W/ DISABILITY |        | INDIGENOUS PEOPLE (IPs) |        | 4Ps BENEFICIARIES |        |
|                                  |                                  |                   | Female              | Male                 | Female | Male         | Female | Male                  | Female | Male                    | Female | Male              | Female |
|                                  | NOW                              | NOW               | NOW                 | NOW                  | NOW    | NOW          | NOW    | NOW                   | NOW    | NOW                     | NOW    | NOW               | NOW    |
| GRAND TOTAL                      | 58                               | 228               | 2                   | 50                   | 35     | 40           | 16     | 66                    | 56     | 418                     | 421    | 118               | 187    |
| REGION VI                        | 49                               | 142               | -                   | -                    | -      | 36           | 1      | 50                    | 43     | 9                       | -      | -                 | -      |
| Negros Occidental                | 49                               | 142               | -                   | -                    | -      | 36           | 1      | 50                    | 43     | 9                       | -      | -                 | -      |
| La Carlota City                  | 19                               | 32                | -                   | -                    | -      | 1            | 1      | 15                    | 13     | -                       | -      | -                 | -      |
| La Castellana                    | 30                               | 110               | -                   | -                    | -      | 35           | -      | 35                    | 30     | 9                       | -      | -                 | -      |
| REGION VII                       | 9                                | 86                | 2                   | 50                   | 35     | 4            | 15     | 16                    | 13     | 409                     | 421    | 118               | 187    |
| Negros Oriental                  | 9                                | 86                | 2                   | 50                   | 35     | 4            | 15     | 16                    | 13     | 409                     | 421    | 118               | 187    |
| Canlaon City                     | 9                                | 86                | 2                   | 50                   | 35     | 4            | 15     | 16                    | 13     | 409                     | 421    | 118               | 187    |

Note: Annex D reflects the available sectoral-disaggregated data of the IDPs inside the ECs. The DSWD FOs, in coordination with the affected LGUs, are continuously gathering the sectoral data of the displaced population inside the ECs. With ongoing validation and assessment.

Source: DSWD FOs

### Annex E. Number of Displaced Families / Persons Outside Evacuation Center

| REGION / PROVINCE / MUNICIPALITY | NUMBER OF DISPLACED |              |               |               |
|----------------------------------|---------------------|--------------|---------------|---------------|
|                                  | OUTSIDE ECs         |              |               |               |
|                                  | Families            |              | Persons       |               |
|                                  | CUM                 | NOW          | CUM           | NOW           |
| <b>GRAND TOTAL</b>               | <b>4,225</b>        | <b>3,774</b> | <b>14,080</b> | <b>12,152</b> |
| <b>REGION VI</b>                 | <b>3,156</b>        | <b>2,705</b> | <b>10,642</b> | <b>8,714</b>  |
| <b>Negros Occidental</b>         | <b>3,156</b>        | <b>2,705</b> | <b>10,642</b> | <b>8,714</b>  |
| <i>Bago City</i>                 | 294                 | 294          | 971           | 971           |
| <i>La Carlota City</i>           | 1,796               | 1,796        | 5,634         | 5,634         |
| <i>La Castellana</i>             | 629                 | 613          | 2,118         | 2,101         |
| <i>Murcia</i>                    | 436                 | 2            | 1,917         | 8             |
| <i>Pontevedra</i>                | 1                   | -            | 2             | -             |
| <b>REGION VII</b>                | <b>1,069</b>        | <b>1,069</b> | <b>3,438</b>  | <b>3,438</b>  |
| <b>Negros Oriental</b>           | <b>1,069</b>        | <b>1,069</b> | <b>3,438</b>  | <b>3,438</b>  |
| <i>Canlaon City</i>              | 1,069               | 1,069        | 3,438         | 3,438         |

Note: Ongoing assessment and validation.

Source: DSWD FOs

### Annex F. Total Number of Displaced Families / Persons

| REGION / PROVINCE / MUNICIPALITY | NUMBER OF DISPLACED |              |               |               |
|----------------------------------|---------------------|--------------|---------------|---------------|
|                                  | TOTAL               |              |               |               |
|                                  | Families            |              | Persons       |               |
|                                  | CUM                 | NOW          | CUM           | NOW           |
| <b>GRAND TOTAL</b>               | <b>10,581</b>       | <b>6,225</b> | <b>33,548</b> | <b>20,046</b> |
| <b>REGION VI</b>                 | <b>8,069</b>        | <b>4,389</b> | <b>25,356</b> | <b>14,147</b> |
| <b>Negros Occidental</b>         | <b>8,069</b>        | <b>4,389</b> | <b>25,356</b> | <b>14,147</b> |
| <i>Bago City</i>                 | 847                 | 316          | 2,867         | 1,052         |
| <i>La Carlota City</i>           | 2,124               | 2,116        | 6,769         | 6,749         |
| <i>La Castellana</i>             | 4,195               | 1,955        | 12,249        | 6,338         |
| <i>Moises Padilla (Magallon)</i> | 4                   | -            | 36            | -             |
| <i>Murcia</i>                    | 594                 | 2            | 2,508         | 8             |
| <i>Pontevedra</i>                | 246                 | -            | 722           | -             |
| <i>San Carlos City</i>           | 59                  | -            | 205           | -             |
| <b>REGION VII</b>                | <b>2,512</b>        | <b>1,836</b> | <b>8,192</b>  | <b>5,899</b>  |
| <b>Negros Oriental</b>           | <b>2,512</b>        | <b>1,836</b> | <b>8,192</b>  | <b>5,899</b>  |
| <i>Canlaon City</i>              | 2,512               | 1,836        | 8,192         | 5,899         |

Note: Ongoing assessment and validation.

Source: DSWD FOs

### Annex G. Number of Damaged Houses

| REGION / PROVINCE / MUNICIPALITY | NO. OF DAMAGED HOUSES |          |              |
|----------------------------------|-----------------------|----------|--------------|
|                                  | Total                 | Totally  | Partially    |
| <b>GRAND TOTAL</b>               | <b>5,032</b>          | <b>1</b> | <b>5,031</b> |
| <b>REGION VI</b>                 | <b>5,032</b>          | <b>1</b> | <b>5,031</b> |
| <b>Negros Occidental</b>         | <b>5,032</b>          | <b>1</b> | <b>5,031</b> |
| <i>Bago City</i>                 | 5,025                 | -        | 5,025        |
| <i>La Castellana</i>             | 7                     | 1        | 6            |

Note: Ongoing assessment and validation.

Source: DSWD FO VI

## Annex H. Cost of Assistance Provided to Affected Families / Persons

| REGION / PROVINCE / MUNICIPALITY | COST OF ASSISTANCE    |                      |                      |                      |                       |
|----------------------------------|-----------------------|----------------------|----------------------|----------------------|-----------------------|
|                                  | DSWD                  | LGUs                 | NGOs                 | OTHERS               | GRAND TOTAL           |
| <b>GRAND TOTAL</b>               | <b>181,525,479.03</b> | <b>32,430,293.59</b> | <b>33,651,112.24</b> | <b>38,456,694.00</b> | <b>286,063,578.86</b> |
| <b>REGION VI</b>                 | <b>117,048,693.76</b> | <b>13,609,484.00</b> | <b>6,469,118.00</b>  | <b>8,456,694.00</b>  | <b>145,583,989.76</b> |
| <b>Negros Occidental</b>         | <b>117,048,693.76</b> | <b>13,609,484.00</b> | <b>6,469,118.00</b>  | <b>8,456,694.00</b>  | <b>145,583,989.76</b> |
| <i>Bago City</i>                 | <i>5,201,852.32</i>   | <i>1,169,784.00</i>  | <i>969,118.00</i>    | <i>-</i>             | <i>7,340,754.32</i>   |
| <i>La Carlota City</i>           | <i>34,528,366.12</i>  | <i>10,500,000.00</i> | <i>5,500,000.00</i>  | <i>-</i>             | <i>50,528,366.12</i>  |
| <i>La Castellana</i>             | <i>73,997,736.02</i>  | <i>1,448,700.00</i>  | <i>-</i>             | <i>8,456,694.00</i>  | <i>83,903,130.02</i>  |
| <i>Murcia</i>                    | <i>1,647,870.00</i>   | <i>-</i>             | <i>-</i>             | <i>-</i>             | <i>1,647,870.00</i>   |
| <i>Pontevedra</i>                | <i>1,216,339.30</i>   | <i>-</i>             | <i>-</i>             | <i>-</i>             | <i>1,216,339.30</i>   |
| <i>San Carlos City</i>           | <i>456,530.00</i>     | <i>491,000.00</i>    | <i>-</i>             | <i>-</i>             | <i>947,530.00</i>     |
| <b>REGION VII</b>                | <b>64,476,785.27</b>  | <b>18,820,809.59</b> | <b>27,181,994.24</b> | <b>30,000,000.00</b> | <b>140,479,589.10</b> |
| <b>Negros Oriental</b>           | <b>64,476,785.27</b>  | <b>18,820,809.59</b> | <b>27,181,994.24</b> | <b>30,000,000.00</b> | <b>140,479,589.10</b> |
| <i>Canlaon City</i>              | <i>64,476,785.27</i>  | <i>18,820,809.59</i> | <i>27,181,994.24</i> | <i>30,000,000.00</i> | <i>140,479,589.10</i> |

Note:


- The reflected DSWD assistance covers the cost of FNIs and financial assistance (FA) provided to the affected families / persons.
- The reflected assistance under "Others" in Canlaon City, Negros Oriental covers the cost of FA provided by the Office of the President.


Source: DSWD FOS


## Annex I. Photo Documentation

**30  
MAY  
2025**

DSWD Field Office VII facilitates the distribution of family food packs (FFPs) to families and individuals affected by the Kanlaon Volcano eruption in Canlaon City, Negros Oriental.







\*\*\*\*\*

*The Disaster Response Operations Management, Information, and Communication (DROMIC) Division of DSWD-DRMB is closely coordinating with DSWD FOs for significant disaster response updates and assistance provided.*

Prepared by:

**ANGELA CYRILLE S. CASCALLA**

Released by:

**MARC LEO L. BUTAC**